



MEETING AGENDA

5:30 p.m., Closed Session
6:00 p.m., Regular Meeting
Wednesday, July 9, 2025
STA Board Regular Meeting
STA Board Room
423 Main Street
Suisun City, CA 94585

The STA Board meeting will be conducted in person. This meeting may be accessed by the following technology. If you anticipate wanting to speak during the meeting and want to participate remotely, please join in advance of the public comment period and register which agenda item you would like to address. Since the meeting will be conducted in person, the STA Board will continue and not recess if there are technological issues associated with the remote participation.

Join Zoom Webinar

<https://us02web.zoom.us/j/89759111083?pwd=RlIDbnk3YklyTmZKdEpTUDUwdFlqUT09>

Password: 966092

To Participate by Phone

Dial: 1(408) 638-0968

Webinar ID: 897 5911 1083

Mission Statement: To improve the quality of life in Solano County by delivering transportation projects to ensure mobility, travel safety, and economic vitality for all.

Public Comment: Pursuant to the Brown Act, the public has an opportunity to speak on any matter on the agenda or, for matters not on the agenda, issues within the subject matter jurisdiction of the agency. Comments are limited to no more than 3 minutes per speaker unless modified by the Board Chair, Gov't Code § 54954.3(a). By law, no action may be taken on any item raised during the public comment period although informational answers to questions may be given and matters may be referred to staff for placement on a future agenda of the agency. **Speaker cards are required in order to provide public comment. Speaker cards are on the table at the entry in the meeting room and should be handed to the STA Clerk of the Board. Public comments are limited to 3 minutes or less.**

Americans with Disabilities Act (ADA): This agenda is available upon request in alternative formats to persons with a disability, as required by the ADA of 1990 (42 U.S.C. §12132) and the Ralph M. Brown Act (Cal. Govt. Code §54954.2). Persons requesting a disability related modification or accommodation should contact Johanna Masielat, Clerk of the Board, at (707) 399-3203 during regular business hours at least 24 hours prior to the time of the meeting.

Translation Services:

For document translation please email iec@ie-center.com

Para la llamada de traducción de documentos:

對於文檔翻譯電話

Đối với tài liệu gọi dịch:

Para sa mga dokumento tawag sa pagsasalin:

Staff Reports: Staff reports are available for inspection at the STA Offices, 423 Main Street, Suisun City during regular business hours, 8:00 a.m. to 5:00 p.m., Monday-Friday. You may also contact the Clerk of the Board via email at jmasielat@sta.ca.gov

Supplemental Reports: Any reports or other materials that are issued after the agenda has been distributed may be reviewed by contacting the STA Clerk of the Board and copies of any such supplemental materials will be available on the table at the entry to the meeting room.

Agenda Times: Times set forth on the agenda are estimates. Items may be heard before or after the times shown.

2025 STA BOARD MEMBERS

Mitch Mashburn (Chair)	Alma Hernandez (Vice Chair)	Steve Young	Steve Bird	Catherine Moy	Edwin Okamura	John Carli	Andrea Sorce
County of Solano	City of Suisun City	City of Benicia	City of Dixon	City of Fairfield	City of Rio Vista	City of Vacaville	City of Vallejo

STA BOARD ALTERNATES

Wanda Williams	Jenalee Dawson	Terry Scott	Jim Ernest	K. Patrice Williams	Walt Stanish	Sarah Chapman	J.R. Matulac
----------------	----------------	-------------	------------	------------------------	--------------	---------------	--------------

CLOSED SESSION

CONFERENCE WITH LEGAL COUNSEL - ANTICIPATED LITIGATION

(Gov't Code §54956.9) Significant exposure to litigation pursuant to subdivision (d) of Government Code Section 54956.9 (specify number of potential cases): One Case

REGULAR MEETING

AGENDA ITEMS

BOARD/STAFF PERSON

1. **CALL TO ORDER/PLEDGE OF ALLEGIANCE (6:00 p.m.)** Chair Mitch Mashburn
2. **CONFIRM QUORUM/STATEMENT OF CONFLICT**
An official who has a conflict must, prior to consideration of the decision; (1) publicly identify in detail the financial interest that causes the conflict; (2) recuse himself/herself from discussing and voting on the matter; (3) leave the room until after the decision has been made. CA Gov't Code § 87200
2. **APPROVAL OF AGENDA**
3. **OPPORTUNITY FOR PUBLIC COMMENT (6:05 – 6:10 p.m.)**
4. **EXECUTIVE DIRECTOR'S REPORT (6:10 – 6:15 p.m.)** Daryl K. Halls
Pg. 7
5. **STA PRESENTATIONS (6:15 – 6:50 p.m.)**
 - A. **San Francisco Bay Ferry Water Emergency Transportation Authority (WETA)** Pippin Dew, WETA Board Member
Seamus Murphy, WETA
 - B. **SolTrans Comprehensive Operational Analysis (COA) Presentation** Jarrett Walker, Project Consultant
SolTrans Staff
 - C. **STA Director Reports:**
 1. **Programs – Solano Mobility Call Center 3rd Quarter Report for FY 2024-25** Erika Dohina
 2. **Planning – Comprehensive Transportation Plan (CTP) Update** Robert Guerrero
 3. **Projects** Nick Burton
 - i. **SR 37 Fairgrounds Update**
 - ii. **Westbound Cordelia Truck Scales (Groundbreaking Event)**
 - iii. **Express Lanes Update**
7. **CONSENT CALENDAR (6:50 – 6:55 p.m.)**
Recommendation: Approve the following consent items in one motion.
(Note: Items under Consent Calendar may be removed for separate discussion.)
 - A. **Minutes of the STA Board Meeting of June 11, 2025** Sean Person
Recommendation: Johanna Masiclat
Approve the minutes of the STA Board Meeting of June 11, 2025.
Pg. 13
 - B. **Draft Minutes of the STA Technical Advisory Committee (TAC) Meeting of June 25, 2025** Johanna Masiclat
Recommendation:
Receive and file.
Pg. 21

- C. **Approved/Draft Minutes of STA Advisory Committees in June 2025** Johanna Masiclat
Recommendation: Josue Jimenez
 Receive and file.
Pg. 25
- D. **Fiscal Year 2024-25 Third Quarter Budget Report** Patricia McKeever
Recommendation:
 Receive and file.
Pg. 35
- E. **Fiscal Year (FY) 2024-25 Transportation Development Act (TDA) Matrix –July 2025, which includes TDA Claims for STA on behalf of Solano County, STA on behalf of Suisun City, and SolTrans** Ron Grassi
Recommendation:
 Approve the July 2025 TDA Matrix for FY 2025-25, which includes TDA claims for STA, STA on behalf of Solano County, STA on behalf of Suisun City, and SolTrans as shown in Attachment D.
Pg. 39
- F. **Benicia Lyft Program 3rd Quarter Report for FY 2024-25 and extension of funding agreement for FY 2025-26** Ron Grassi
Recommendation: Lorene Garrett
 Authorize the Executive Director to enter into a 2-year agreement with the City of Benicia for the Benicia Lyft Program for an amount not-to-exceed \$160,000.
Pg. 49
- G. **Local Taxi Card Solano County Transit (SolTrans) Program** Debbie McQuilkin
Recommendation:
 Authorize the Executive Director to enter into a 2-year agreement with SolTrans to manage the Local Taxi Card Program.
Pg. 55
- H. **Federal Transit Administration (FTA) Section 5310 Funding Application for Solano Mobility Management Programs, Resolution and Letters of Support** Debbie McQuilkin
Recommendation:
 Approve and authorize the Executive Director to:
 1. Submit an application for FTA Section 5310 for the Solano Mobility Management Program;
 2. Forward a Letter of Support to Caltrans in Support of the Solano Transportation Authority's funding application for FTA Section 5310 for Solano Mobility Management Programs;
 3. STA Resolution No. 2025-06 as shown in Attachment A; and
 4. Execute a contract or agreement with Caltrans for FTA Section 5310 funding for the Solano Mobility Management Program including submitting and approving request for reimbursement of funds as stated in Authorizing STA Resolution No. 2025-06 as shown in Attachment A.
Pg. 63

I. City of Suisun City Microtransit Service

Brandon Thomson

Recommendation:

Authorize the Executive Director to:

1. Enter into an agreement with the City of Suisun City for microtransit services oversight for a period of one year; and
2. Execute the second option year with Transportation Concepts to continue microtransit service within the City of Suisun City.

Pg. 67

J. Transportation Development Act Article (TDA-3) Fiscal Year (FY) 2025-26 and FY 2026-27 Draft Funding Recommendations

Dulce Jimenez

Recommendation:

Approve the following Transportation Development Act Article 3 (TDA-3) funding allocations as shown in Attachment A:

1. Allocate \$132,820 in FY 2025-26 TDA-3 Funds and \$101,890 in FY 2026-27 TDA-3 Funds for the East City of Fairfield East Tabor/Tolenas Safe Routes to School Project;
2. STA Resolution No. 2025-07 for the SR37/Fairgrounds Drive Interchange Project for FY 2025-26 TDA Article 3 funding allocation as shown in Attachment B; and
3. STA Resolution No. 2025-08 for the Solano Countywide Coordinate Claim for FY 2025-26 TDA Article 3 funding allocation as shown in Attachment C.

Pg. 69

K. Bay Area Air District Transportation Funds for Clean Air (TFCA) 40% Fund Program Fiscal Year (FY) 2025-26 Call for Projects

Dulce Jimenez

Recommendation:

Approve the programming of FY 2025-26 Transportation Fund for Clean Air (TFCA) 40% Fund for the County of Solano Vallejo Sidewalk Connector Project in the amount of \$55,525.

Pg. 83

8. ACTION NON-FINANCIAL ITEMS

A. Legislative Update

Sean Person

Recommendation:

Approve the following:

1. Support position on SB 71 and AB 394; and
2. Authorize the Executive Director to submit a Letter of Support on behalf of the STA for SB 71 and AB 394.

(6:55 – 7:00 p.m.)

Pg. 87

B. 2026 State Highway Operation and Protection Program (SHOPP)

Nick Burton

Recommendation:

Authorize the Executive Director to submit the STA's SHOPP Priorities to Caltrans for consideration of the 2026 SHOPP as shown in Attachment A.

(7:00 – 7:05 p.m.)

Pg. 101

C. Approval of the Routes of Regional Significance

Leslie Gould

Recommendation:

Approve the Draft Routes of Regional Significance as shown in Attachment A.
(7:05 – 7:10 p.m.)

Pg. 105

9. ACTION FINANCIAL ITEMS

A. Fiscal Year 2025-26 Proposed Midcycle Budget Revision

Patricia McKeever

Recommendation:

Approve the following:

1. Adopt the STA's FY 2025-26 Proposed Budget Revision as shown in Attachment A.
2. Approve the FY 2025-26 3% COLA for STA staff including the Executive Director effective July 1, 2025; and
3. Adopt STA's Proposed Salary Schedule for FY 2025-26 effective July 1, 2025, as shown in Attachment B.
4. Approve the FY 2025-26 Organizational Chart as shown in Attachment C.

(7:10 – 7:20 p.m.)

Pg. 127

10. INFORMATIONAL – DISCUSSION ITEM

A. Guaranteed Ride Program Update

Ron Grassi

(7:20 – 7:30 p.m.)

Pg. 137

NO DISCUSSION ITEM

B. Solano Mobility Call Center 3rd Quarter Report for FY 2024-25

Erika Dohina

Pg.147

C. Summary of Funding Opportunities

Jasper Alve

Pg. 151

D. STA Board and Advisory Committees Meeting Calendar for 2025

Johanna Masiclat

Pg. 153

11. BOARD MEMBER COMMENTS

12. ADJOURNMENT

No meeting in August (Board Recess). The next regularly scheduled meeting of the STA Board is at
6:00 p.m., Wednesday, September 10, 2025

STA Board Room - 423 Main Street in Suisun City.

STA Board Meeting Schedule for Calendar Year 2025

NO MEETING IN AUGUST – STA Board Recess

6:00 p.m., Wed., September 10th

6:00 p.m., Wed., October 15th

NO MEETING IN NOVEMBER

STA's 28th Annual Awards at 6:00 p.m., Wednesday, November 12, 2025

6:00 p.m., Wed., December 10th

THIS PAGE INTENTIONALLY LEFT BLANK.



DATE: June 26, 2025
TO: STA Board
FROM: Daryl K. Halls
RE: Executive Director's Report – July 2025

The following is a brief status report on some of the major issues, plans, projects, and programs currently being advanced by the Solano Transportation Authority (STA). An asterisk (*) notes items included in this month's Board agenda.

San Francisco Bay Ferry Presentation*

WETA Board Member Pippin Dew and Executive Director Seamus Murphy have been invited to provide a presentation to the STA Board regarding the status of the SF Bay Area ferry service which connects the City of Vallejo to San Francisco. This ferry service is accessible via two locations; Downtown Vallejo and Mare Island.

Westbound Truck Scales Construction to Begin*

Westbound Cordelia Truck Scales project has officially transitioned for the design and right of way phase to begin construction with the signing of the contract with Kiewit Construction. This \$152M construction contract will significantly upgrade the facility and its ability to inspect truck traffic along the national freight corridor along I-80 in Solano County. A groundbreaking has been tentatively scheduled on August 15, 2025 to commemorate the start of the construction of this project. This is a partner project with the STA, Caltrans, CHP, and MTC.

I-80 Express Lanes Opens for Traffic

The I-80 Express Lanes are now open in both westbound and eastbound directions. MTC and Caltrans are currently working on the tolling component of the project which consists of a 3-year pilot program operating 7 days a week. MTC staff has been invited to come back to the STA Board in September to respond to questions from the STA Board members regarding the use of the facility.

Legislative Update*

STA Legislative staff has agendized two State bills, SB 71 (Weiner) CEQA Exemptions for Transit Projects and AB 394 (Wilson) Transit Safety with a recommendation to support. These bills were reviewed by the Consortium and STA TAC at their June meetings, and both Committees recommended the STA Board take support positions on both bills.

The Protected Species legislation for SR 37 addressed in Assemblymember Wilson's AB 697 AB 697 has passed through the California State Assembly Floor and currently is set for hearing on July 8, 2025, at the Senate Natural Resources and Water Committee.

2026 State Highway Operation and Protection Program (SHOPP)*

STA Projects staff has agendized priorities for 2026 SHOPP Program focused on critical improvements on SR 12 and SR 113. The SHOPP Program is programmed by Caltrans every two years which provides four years of SHOPP funding.

Approval of the Routes of Regional (ROR) Significance Plan

STA Projects, staff with review and feedback from the STA TAC members, has completed an update to the Routes of Regional (ROR) Significance Plan. This countywide plan provides critical connecting routes between the seven cities and the county in support of economic development and safety.

SolTrans Comprehensive Operational Analysis (COA) Presentation*

SolTrans, and their consultant, Jarrett Walker, has been invited to provide the STA Board with an update on SolTrans' COA which is currently in the public outreach phase. STA staff has previously provided comments on service concepts included in the initial draft of the COA with a focus on Solano Express service. SolTrans staff has indicated they will be revising the document at their SolTrans Board meeting in September. STA staff will provide an update on the SolTrans COA at the STA Board meeting in October. STA is currently working with the Solano Express funding partners to sign the Cost-Sharing and Funding Agreement for Solano Express for FY 2025-26.

STA's Fiscal Year (FY) 2025-26 Proposed Budget Revision*

STA Finance staff working with department directors has revised the FY 2025-26 budget. These changes incorporate updates to administration, strategic planning, project development and programs based on the Overall Work Plan approved by the STA Board at the June 2025 Board meeting. Included with this agenda is the 3rd quarter budget report for FY 2024-25. Staff is currently working on the initial draft for FY 2026-27 which will be presented to the STA Board at their meeting in September.

Guaranteed Ride Program Update*

In follow-up to last month's Board discussion regarding the Guaranteed Ride Program, staff will provide a summary on the current program which the Board approved to extend for FY 2025-26. STA staff has requested missed trip data from SolTrans in order to verify the program guidelines are being followed by the program participants. The missed trip data is one of the reporting requirements included in the cost-sharing and funding agreement for Solano Express.

Solano Mobility Call Center 3rd Quarter Report for FY 2024-25*

Solano Mobility staff has provided the 3rd quarter report for the Call Center for FY 2024-25.

Fiscal Year (FY) 2024-25 Transportation Development Act (TDA) Matrix –July 2025, which includes TDA Claims for STA on behalf of Solano County, STA on behalf of Suisun City, and SolTrans*

STA Program staff has completed the FY 2025-26 TDA claims for County of Solano and Suisun City. SolTrans also submitted their claim for FY 2025-26. TDA claims for Dixon, Rio Vista, Fairfield, Vacaville, and Suisun City will be brought to the Board once submitted by transit staff from their respective cities.

Allocation of Transportation Development Act Article (TDA-3) Fiscal Year (FY) 2025-26 and FY 2026-27 and Bay Area Air District Transportation Funds for Clean Air (TFCA) 40% Fund *

STA Planning staff is recommending the programming of TDA Article 3 for FY 2025-26 and FY 2026-27 and TFCA funds for FY 2025-26.

Contract Extension with City of Suisun City for Microtransit Service*

Suisun City City Council is scheduled to approve the contract extension with the STA for the management of Microtransit service at their Council meeting on July 1, 2025. This service is funded by Suisun's TDA funds.

Contract Extension for Benicia Lyft Program*

City of Benicia has requested STA continue to provide Benicia's Lyft Program through a contract extension. This program will be funded by Benicia's local funds through a contract amendment with the STA.

Contract Extension for Local Taxi Card Service with Solano County Transit (SolTrans) for Benicia and Vallejo*

SolTrans has requested the extension of their local taxi service agreement with STA which serves ADA eligible participants from the Cities of Benicia and Vallejo. This local program is funded on a reimbursement basis by SolTrans.

Attachment:

- A. STA Acronyms List of Transportation Terms

THIS PAGE INTENTIONALLY LEFT BLANK.

A

AADT	Average Annual Daily Traffic
ABAG	Association of Bay Area Governments
ACTC	Alameda County Transportation Commission
ADA	American Disabilities Act
ADT	Average Daily Traffic
APDE	Advanced Project Development Element (STIP)
AQMD	Air Quality Management District
ARPA	American Rescue Plan Act
ARRA	American Recovery and Reinvestment Act
ATP	Active Transportation Program
ATWG	Active Transportation Working Group
AVA	Abandoned Vehicle Abatement

B

BAAQMD	Bay Area Air Quality Management District
BAC	Bicycle Advisory Committee
BACTA	Bay Area Counties Transportation Agencies
BAIFA	Bay Area Infrastructure Financing Authority
BARC	Bay Area Regional Collaborative
BART	Bay Area Rapid Transit
BATA	Bay Area Toll Authority
BCDC	Bay Conservation & Development Commission
BUILD	Better Utilizing Investments to Leverage Development

C

CAF	Clean Air Funds
CalSTA	California State Transportation Agency
CALTRANS	California Department of Transportation
CAPT	California State Transportation: Climate Action Plan for Transportation
CARB	California Air Resources Board
CCAG	City-County Association of Governments (San Mateo)
CCCC (4'Cs)	City County Coordinating Council
CCCTA (3CTA)	Central Contra Costa Transit Authority
CCJPA	Capitol Corridor Joint Powers Authority
CCTA	Contra Costa Transportation Authority
CEC	California Energy Commission
CEQA	California Environmental Quality Act
CHP	California Highway Patrol
CIP	Capital Improvement Program
CMA	Congestion Management Agency
CMIA	Corridor Mobility Improvement Account
CMAQ	Congestion Mitigation & Air Quality Program
CMGC	Construction Manager/General Contractor
CMP	Congestion Management Plan
CNG	Compressed Natural Gas
CPI	Consumer Price Index
CRRSAA	Coronavirus Response and Relief Supplemental Appropriation Act of 2021
CSIS	Caltrans System Investment Strategy
CTA	California Transit Agency
CTC	California Transportation Commission
CTP	Comprehensive Transportation Plan
CTSA	Consolidated Transportation Services Agency

D

DBE	Disadvantaged Business Enterprise
DOT	Department of Transportation

E

ECMAQ	Eastern Solano Congestion Mitigation Air Quality Program
EIR	Environmental Impact Report
EIS	Environmental Impact Statement
EPA	Environmental Protection Agency
EV	Electric Vehicle

F

FAST	Fairfield and Suisun Transit
FAST Act	Fixing America's Surface Transportation Act
FASTER	Freedom. Affordability. Speed. Transparency. Equity. Reliability.
FASTLANE	Fostering Advancements in Shipping and Transportation for the Long-term Achievement of National Efficiencies
FEIR	Final Environmental Impact Report
FHWA	Federal Highway Administration
FPI	Freeway Performance Initiative
FTA	Federal Transit Administration

G

GARVEE	Grant Anticipating Revenue Vehicle
GHG	Greenhouse Gas
GIS	Geographic Information System

H

HIP	Housing Incentive Program
HOT	High Occupancy Toll
HOV	High Occupancy Vehicle
HPMS	Highway Performance Monitoring System
HSIP	Highway Safety Improvement Plan

I

INFRA	Infrastructure for Rebuilding America
ISTEA	Intermodal Surface Transportation Efficiency Act
ITIP	Interregional Transportation Improvement Program
ITS	Intelligent Transportation System

J

JARC	Jobs Access Reverse Commute Program
JPA	Joint Powers Agreement

L

LATIP	Local Area Transportation Improvement Program
LCTOP	Low Carbon Transit Operations Program (LCTOP)
LEV	Low Emission Vehicle
LIFT	Low Income Flexible Transportation Program
LOS	Level of Service
LS&R	Local Streets & Roads
LTR	Local Transportation Funds

M

MAP-21	Moving Ahead for Progress in the 21 st Century
MAZ	Micro Analysis Zone
MIS	Major Investment Study
MLIP	Managed Lanes Implementation Plan
MOU	Memorandum of Understanding
MPO	Metropolitan Planning Organization
MTAC	Model Technical Advisory Committee
MTC	Metropolitan Transportation Commission
MTS	Metropolitan Transportation System

N

NCTPA	Napa County Transportation & Planning Agency
NEPA	National Environmental Policy Act
NHS	National Highway System
NOP	Notice of Preparation
NVTA	Napa Valley Transportation Authority

O

OBAG	One Bay Area Grant
OPR	Office of Planning and Research
OTS	Office of Traffic Safety

P

PAC	Pedestrian Advisory Committee
PCA	Priority Conservation Area
PCC	Paratransit Coordinating Council

PCI	Pavement Condition Index	SR2S	Safe Routes to School
PCRPF	Planning & Congestion Relief Program	SR2T	Safe Routes to Transit
PDS	Project Development Support	SRTP	Short Range Transit Plan
PDA	Priority Development Area	SSARP	Systemic Safety Analysis Report Program
PDT	Project Delivery Team	SSPWD TAC	Solano Seniors & People with Disabilities Transportation Advisory Committee
PDWG	Project Delivery Working Group	STAF	State Transit Assistance Fund
PID	Project Initiation Document	STA	Solano Transportation Authority
PMP	Pavement Management Program	STBG	Federal Surface Transportation Block Grant Program
PMS	Pavement Management System	STIA	Solano Transportation Improvement Authority
PNR	Park & Ride	STIP	State Transportation Improvement Program
POP	Program of Projects	STP	Federal Surface Transportation Program
PPA	Priority Production Area	SubHIP	Suburban Housing Incentive Pool
PPM	Planning, Programming & Monitoring	T	
PPP (P3)	Public Private Partnership	TAC	Technical Advisory Committee
PS&E	Plans, Specifications & Estimate	TAM	Transportation Authority of Marin
PSR	Project Study Report	TANF	Temporary Assistance for Needy Families
PTA	Public Transportation Account	TAZ	Transportation Analysis Zone
PTAC	Partnership Technical Advisory Committee (MTC)	TCEP	Trade Corridor Enhancement Program
R		TCI	Transportation Capital Improvement
RABA	Revenue Alignment Budget Authority	TCIF	Trade Corridor Improvement Fund
REPEG	Regional Environmental Public Education Group	TCM	Transportation Control Measure
RFP	Request for Proposal	TCRP	Transportation Congestion Relief Program
RFQ	Request for Qualification	TDA	Transportation Development Act
RM 1/2/3	Regional Measure 1/2/3 (Bridge Toll)	TDM	Transportation Demand Management
RMRP	Road Maintenance and Rehabilitation Program	TE	Transportation Enhancement
RORS	Routes of Regional Significance	TEA	Transportation Enhancement Activity
RPC	Regional Pedestrian Committee	TEA-21	Transportation Efficiency Act for the 21 st Century
RRP	Regional Rideshare Program	TFCA	Transportation Funds for Clean Air
RTEP	Regional Transit Expansion Policy	TIF	Transportation Investment Fund
RTIF	Regional Transportation Impact Fee	TIGER	Transportation Investment Generating Economic Recovery
RTP	Regional Transportation Plan	TIP	Transportation Improvement Program
RTP/SCS	Regional Transportation Plan/Sustainable Communities Strategies	TIRCP	Transit and Intercity Rail Capital Program
RTIP	Regional Transportation Improvement Program	TLC	Transportation for Livable Communities
RTMC	Regional Transit Marketing Committee	TMA	Transportation Management Association
RTPA	Regional Transportation Planning Agency	TMP	Transportation Management Plan
S		TMS	Transportation Management System
SACOG	Sacramento Area Council of Governments	TMTAC	Transportation Management Technical Advisory Committee
SAFETEA-LU	Safe, Accountable, Flexible, Efficient Transportation Equality Act-a Legacy for Users	TNC	Transportation Network Company
SATP	Solano Active Transportation Plan	TOD	Transportation Operations Systems
SCS	Sustainable Community Strategy	TOD	Transit Oriented Development
SCTA	Sonoma County Transportation Authority	TOS	Traffic Operation System
SFCTA	San Francisco County Transportation Authority	T-Plus	Transportation Planning and Land Use Solutions
SGC	Strategic Growth Council	TRAC	Trails Advisory Committee
SJCOG	San Joaquin Council of Governments	TSMO	Transportation System Management and Operations
SHOPP	State Highway Operations & Protection Program	U, V, W	
SMAQMD	Sacramento Metropolitan Air Quality Management District	UZA	Urbanized Area
SMART	Sonoma Marin Area Rapid Transit	USDOT	United States Department of Transportation
SMART	Safety, Mobility and Automated Real-time	VHD	Vehicle Hours of Delay
SMCCAG	San Mateo City-County Association of Governments	VMT	Vehicle Miles Traveled
SNABM	Solano-Napa Activity-Based Model	VTA	Valley Transportation Authority (Santa Clara)
SNCI	Solano Napa Commuter Information	W2W	Welfare to Work
SoHip	Solano Highway Partnership	WCCCTAC	West Contra Costa County Transportation Advisory Committee
SoHIP	Solano Housing Improvement Program	WETA	Water Emergency Transportation Authority
SoTrans	Solano County Transit	Y, Z	
SOV	Single Occupant Vehicle	YCTD	Yolo County Transit District
SPOT	Solano Projects Online Tracking	YSAQMD	Yolo/Solano Air Quality Management DistrictZ
SP&R	State Planning & Research	ZEV	Zero Emission Vehicle
SPUR	San Francisco Bay Area Planning and Urban Research		
SR	State Route		



SOLANO TRANSPORTATION AUTHORITY
Board Minutes for Meeting of
June 11, 2025

1. CALL TO ORDER

Chair Mashburn noted there was nothing to report in Closed Session. He called the regular meeting to order at 6:00 p.m., and a quorum was confirmed.

MEMBERS

PRESENT: Mitch Mashburn, Chair Mayor, Solano County Board of Supervisors
Alma Hernandez, Vice Chair Mayor, City of Suisun City
Steve Young Mayor, City of Benicia
Steve Bird Mayor, City of Dixon
Cat Moy Mayor, City of Fairfield
Edwin Okamura Mayor, City of Rio Vista
John Carli Mayor, City of Vacaville
Andrea Sorce Mayor, City of Vallejo

STA STAFF

PRESENT: (In alphabetical order by last name.)
Jasper Alve Project Manager
Amy Antunano Program Manager
Nick Burton Director of Projects
Megan Callaway STA Legal Counsel
Ron Grassi Director of Programs
Kathrina Gregana Associate Planner
Janelle Gregorio Program Coordinator
Robert Guerrero Deputy Executive Director/Director of Planning
Daryl Halls Executive Director
Dulce Jimenez Assistant Planner
Josue Jimenez Administrative Assistant
Debbie McQuilkin Mobility Program Manager
Sean Person Legislative Assistant
Brandon Thomson Transit Mobility Coordinator II
April Wells Program Coordinator

Other Invited Participants (In alphabetical order by last name):

Tim Frank	Member of the Public
Francisco Jacob	Field Rep. for Assemblymember Lori Wilson
Lisa Klein	Metropolitan Transportation Commission (MTC)
Beth Kranda (Zoom)	SolTrans
Clinton Lewis	Member of the Public
Glenn Loveall	Member of the Public
Brian McLean	City of Vacaville
Joe Rouse	Caltrans
Terry Scott	SolTrans Chair and Benicia Vice Mayor
Stephen Wolfe	MTC

2. **CONFIRM QUORUM/STATEMENT OF CONFLICT**

A quorum was confirmed by the Acting Clerk of the Board, Sean Person. There was no Statement of Conflict declared at this time.

3. **APPROVAL OF AGENDA**

On a motion by Board Member Sorce, and a second by Board Member Moy, the STA Board approved the agenda to include amendment to Agenda Item 7.H. (8 Ayes)

4. **OPPORTUNITY FOR PUBLIC COMMENT**

Glenn Loveall and Tim Frank, Napa-Solano Central Labor Council both addressed the STA Board their strong support for the Solano Rail Hub Feasibility Study (Item 7.N) reiterating the need to expand access to transit, including public transit across Solano County.

5. **EXECUTIVE DIRECTOR'S REPORT**

- Adoption of STA's Overall Work Plan (OWP) for FYs 2025-26 and 2026-27
- Interstate 80 Express Lanes Weekend Tolling Pilot Program/STA Board Consideration of Support for Pilot Program
- Solano Express Intercity Transit Funding and Cost-Sharing Agreement
- FY 2025-26 Solano Express Intercity Funding and Cost-Sharing Plan
- Programming of FY 2025-26 State Transit Assistance Funds (STAF) Population-Based Funds
- Regional Transportation Impact Fee (RTIF) Recommendations*
- STA's Fiscal Year (FY) 2024-25 Final Budget Revision
- Approval of FTA 5311 Funding
- Guarantee Ride (GR) Program Extension for FY 2025-26
- Safe Streets for All Federal Grant Application for Fiscal Year 2025
- STA Co-hosts SR 37 Fairgrounds Diverging Diamond Project Open House Event

6. **STA PRESENTATIONS**

A. **STA Director Reports:**

1. **Programs**

- **Bike to Wherever Days Update presented by April Wells**

2. **Planning**

- **Solano County Housing Collaborative presented by Robert Guerrero**

3. **Projects presented by Nick Burton**

- **SR 37 Fairgrounds Update**
- **Westbound Cordelia Truck Scales**
- **SR 29 SHOPP Update**

7. **CONSENT CALENDAR**

On a motion by Board Member Bird, and a second by Board Member Sorce, the STA Board approved Consent Calendar Items A-O to include amendment to Item H as shown below in ***bold italics***. (8 Ayes)

Board Member Young requested to pull Item F, Guaranteed Ride Program, for discussion.

A. **Minutes of the STA Board Meeting of May 14, 2025**

Recommendation:

Approve the minutes of the STA Board Meeting of May 14, 2025.

B. **Draft Minutes of the STA Technical Advisory Committee (TAC) Meeting of May 28, 2025**

Recommendation:

Receive and file.

C. Approved/Draft Minutes of STA Advisory Committees in April 2025

Recommendation:

Receive and file.

D. STA's Fiscal Year (FY) 2024-25 Final Budget Revision

Recommendation:

Approve the STA's FY 2024-25 Proposed Budget Revision as shown in Attachment A.

E. Paratransit Coordinating Council (PCC) Appointments

Recommendation:

1. Appoint Shannon Lovelace-White of Molly's Angels as the Social Services Provider Member for a 3-year term; and
2. Appoint Teri Ruggiero as the Member-at-Large Member for a 3-year term.

F. Guarantee Ride (GR) Program Extension for FY 2025-26

Recommendation:

Authorize the Executive Director to extend the agreement with Uber for the Solano Express Guaranteed Ride program to June 30, 2026 for an amount not to exceed \$300,000.

Ron Grassi presented the Guaranteed Ride Program and requested to extend the agreement with Uber for the Solano Express Guaranteed Ride program for FY 2025-26. Board Member Young expressed concerns about the program's cost and potential misuse.

After discussion, Board Member Young made a motion (seconded by Board Member Carli) to approve funding for the program with a caveat for STA staff to bring back a more detailed discussion on defining late and missed trips, as well as ways to prevent abuse. Motion passed by 8-0 vote). The Board also requested more comprehensive data on trip usage and delays from SolTrans.

G. Federal Transit Administration (FTA) Non-Urbanized Area Program (FTA Section 5311) Recommendation

Recommendation:

Approve the FTA 5311 programming for FY 2024-25 as shown in Attachment B.

H. Amended - Safe Streets and Roads for All Federal Grant Application for Fiscal Year 2025

Recommendation:

Authorize the STA Executive Director to submit a Safe Routes to School implementation grant application for the fiscal year 2025 Safe Streets and Roads for All Grant Program in partnership with the Cities of Benicia, Dixon, Fairfield, Rio Vista, and Suisun City, *Vacaville and Vallejo*.

I. Contract Extension for Travel Trainer Support

Recommendation:

Authorize the Executive Director to:

1. Extend the term of the agreement with Wholehearted Empathetic Companions United (WECU) through September 30, 2025; and
2. Increase the contract amount by \$20,000, for a new total not-to-exceed amount of \$45,000.

J. Contract Amendment to Executive Director's Employment Agreement

Recommendation:

Approve the Third Amendment to Executive Director Employment Agreement as shown in Attachment A.

K. Contract Extension for STA Legal Services with Office of Solano County Counsel

Recommendation:

Approve the following:

1. Authorize the Executive Director to extend the agreement with the Office of Solano County Counsel for the provision of legal services for a two-year period, with the option for a two-year extension, for a not-to-exceed annual amount of \$80,000 with an hourly rate of \$245 per hour; and
2. Reappoint Megan Callaway to serve as STA's Legal Counsel.

L. Contract Amendment for IT Services with the City of Suisun City

Recommendation:

Authorize the Executive Director to amend the contract with the City of Suisun City for IT services for an amount not to exceed \$60,000 and to extend the contract term through June 30, 2026.

M. Contract Amendment for Outreach and Marketing Partnership

Recommendation:

Authorize the Executive Director to amend the existing agreement with Solano EDC to extend the term through June 30, 2027, at an amount of \$25,000 per fiscal year.

N. Contract Amendment and Extension for STA Rail Planning Consultant Services

Recommendation:

Authorize the Executive Director to execute a contract amendment with DBK Advisory Services to:

1. Extend the contract through June 2027 to continue project management support for the Solano Rail Hub Project and Solano-Napa North Bay Passenger Rail Feasibility Study; and
2. Approve an amount not-to-exceed \$15,000 in STAF funds to cover the additional cost associated with DBK Advisory Services' support for the Solano-Napa North Bay Passenger Rail Feasibility Study.

O. Contract Amendment for Grant Writing Services for Rio Vista Delta Breeze

Recommendation:

Authorize the STA Executive Director to amend WSP's consultant contract to add to its scope of work grant writing services for City of Rio Vista's Low and No Emissions Grant Program application and increase the consultant contract budget for the amount not-to-exceed \$20,197.

8. ACTION NON-FINANCIAL ITEMS

A. Solano Transportation Authority Support Letter for the Interstate 80 Weekend Express Pilot Program

Presented by Caltrans (Joe Rouse), MTC (Lisa Klein and Stephen Wolfe), and STA (Nick Burton). The partnering team discussed the implementation of weekend tolling on the Interstate 80 express lanes, a pilot program set to begin later this fall. Lisa Klein from MTC highlighted the long-standing partnership between STA, MTC, and Caltrans, emphasizing the benefits of the express lanes for Solano County commuters. Stephen Wolfe outlined the data showing the operational benefits of the Express Lanes, including reduced congestion and improved traffic flow on local streets. He noted that the pilot program will be evaluated over three years, with data collected on freeway and local street performance, diversion, community impact, and revenue. He cited the next steps include the installation and testing of tolling systems, marketing efforts to inform the public, and the eventual opening of the Express Lanes for both weekday and weekend operations.

STA Board Comments and Contingencies:

- ✓ The Board directed staff to incorporate requested changes to the letter supporting the I-80 Weekend Express Pilot Program and include language on low-income program inclusion, STA's involvement in revenue policy development, sunset clause, and education/outreach efforts.
- ✓ The Board requested MTC/BAIFA to develop remaining revenue plan for I-80 express lanes in collaboration with STA and Caltrans.
- ✓ The Board requested MTC/BAIFA to implement robust marketing campaign for I-80 express lanes, including partnerships, community events, billboards, digital print, and social media.
- ✓ The Board requested MTC/BAIFA support the Project Initiation Document (PID) for Express Lanes expansion in Solano County's I-80 Corridor through Dixon.
- ✓ The Board requested MTC provide interim updates on the status of the I-80 express lanes weekend pilot program.
- ✓ The Board requested MTC to return to the STA Board at the conclusion of the Pilot for decision of support to continue or modify the program.

Recommendation:

Authorize the STA Executive Director to submit a letter supporting the Bay Area Infrastructure Financing Authority's proposal to conduct a Weekend Express Lanes Pilot Program for a period of three (3) years on the Interstate 80 high-occupancy toll lanes in Solano County.

The STA Board approved the recommendation by the following roll call votes.

AYES: Bird, Carli, Hernandez, Mashburn, Okamura, and Sorce

NOES: Moy, Young

ABSENT None

ABSTAIN None

Board Member Young stepped out of the meeting.

B. STA's Overall Work Plan (OWP) for FYs 2025-26 and 2026-27

Daryl Halls reported that the draft OWP was presented at the Board last month and has been distributed to other partner agencies. He noted that the OWP includes a list of the plans, projects, and programs totaling 61 and is now ready for adoption by the STA Board.

Recommendation:

Adopt the [STA's Draft Overall Work Plan \(OWP\) for FY 2025-26 and 2026-27](#) for FY 2025-26 and 2026-27 as shown in Attachment A.

The STA Board approved the recommendation. (7 Ayes, 1 Absent)

Board Member Young returned to the meeting.

9. ACTION FINANCIAL ITEMS

A. Solano Express Intercity Transit Funding and Cost-Sharing Agreement

Ron Grassi commented that STA has been working with SolTrans and various local funding partners to incorporate edits to the Solano Express Intercity Transit Funding and Cost-Sharing Agreement. He noted that the updated agreement was reviewed and recommended support by the Intercity Transit Funding Working Group and the STA TAC at their most recent meetings held in May 2025, and cited that STA staff is recommending adoption by the STA Board for FY 2025-26. He concluded by noting that this agreement covers Solano Express service to be provided during the next fiscal year and reporting requirements to be provided by SolTrans to the funding partners and the STA Board.

Recommendation:

Approve the updated Solano Express Intercity Funding and Cost-Sharing Agreement as shown in Attachment B.

On a motion by Vice Chair Hernandez, and a second by Board Member Carli, the STA Board approved the recommendation. (8 Ayes)

B. FY 2025-26 - Solano Express Intercity Funding and Cost-Sharing Plan

Ron Grassi cited that in addition to the cost-sharing agreement, the cost sharing plan covers the \$10.3 million projected to cover operating cost for Solano Express routes (Blue Line, Green Line, Red Line, Yellow Line, and Route 82). He concluded by noting that this cost sharing plan has also been reviewed and recommended for adoption by the Solano County Intercity Transit Consortium and STA TAC at their most recent meetings held in May 2025.

Recommendation:

Approve the FY 2025-26 Solano Express Intercity Funding and Cost-Sharing Plan based on \$230.37 cost per revenue hour and a total budget of \$10.3 million as specified in Attachment A.

On a motion by Board Member Young, and a second by Board Member Moy, the STA Board approved the recommendation. (8 Ayes)

C. Programming of Fiscal Year (FY) FY 2025-26 State Transit Assistance Funds (STAF) Population-Based Funds

Ron Grassi noted that in preparation for FY 2025-26, STA staff has developed the programming plan for STAF Population-based funds. This programming of STAF funds is consistent with the STA Overall Work Plan for FY 2025-26 and the Transit 2030 Policy recommendations adopted by the STA Board in December 2024. This funding funds Solano Mobility Programs, Solano Express service and capital, STA transit planning activities, and transit priority projects consistent with STA Board approval.

Recommendation:

Approve the following:

1. Programming of \$8,181,954 in STAF Population-Based funds to support Lifeline Transit Services, Solano Mobility Programs, Capital Projects, and Planning Projects in FY 2025-26, as specified in Attachment B; and
2. Authorize SolTrans to claim \$3,296,020 of STAF for Solano Express Operations in FY 2025-26 once the Solano Express Intercity Funding and Cost-Sharing Agreement is fully executed between STA and SolTrans.
3. STA Resolution No. 2025-05 authorizing STA to file a claim with MTC to allocate STAF and TDA funds for FY 2025-26 as shown in Attachment C.

On a motion by Board Member Young, and a second by Board Member Bird, the STA Board approved the recommendation. (8 Ayes)

D. Regional Transportation Impact Fee (RTIF) Recommendations

Jasper Alve presented the RTIF recommendations. He noted that STA staff has completed a series of meetings with all seven RTIF working groups, and specified that based on these meetings, the RTIF working groups are recommending a series of programming recommendations in support of projects that are RTIF eligible.

Recommendation:

Approve the following:

1. Reprogram \$5 million of RTIF District 1 funding from the City of Vacaville's Jepson Parkway Phase 1B to Phase 1C Project;
2. Program \$100,000 in RTIF District 2 funding to County of Solano for design of its Phase 3 McCormack Road Project;
3. Program \$126,563 of RTIF District 3 funding to the City of Benicia for the design of its Columbus Parkway Project; and
4. Program \$400,000 of RTIF District 6 funding to Suisun City's Solano Rail Hub Project.

On a motion by Board Member Young, and a second by Board Member Okamura, the STA Board approved the recommendation. (8 Ayes

10. INFORMATIONAL – NO DISCUSSION ITEMS

A. Legislative Update

B. Summary of Funding Opportunities

11. BOARD MEMBER COMMENTS

12. ADJOURNMENT

The meeting adjourned at ____ p.m. The next regularly scheduled meeting of the STA Board is at **6:00 p.m., Wednesday, July 9, 2025**, STA Board Room - 423 Main Street in Suisun City.

THIS PAGE INTENTIONALLY LEFT BLANK.



TECHNICAL ADVISORY COMMITTEE
Draft Minutes for the Meeting of
June 25, 2025

1. CALL TO ORDER

The regular meeting of the STA's Technical Advisory Committee (TAC) was called to order by Daryl Halls at approximately 1:30 p.m. in person and via Zoom.

TAC Members

Present:

Neil Leary	City of Benicia
Christopher Fong	City of Dixon
Krystine Ball for Greg Malcolm (Zoom)	City of Rio Vista
Ryan Panganiban	City of Fairfield
Maribel de la Cruz for Noaue Vue	City of Suisun City
Brian McLean	City of Vacaville
Oscar Alcantara	City of Vallejo
Matt Tuggle	County of Solano

TAC Members

Absent:

None.

STA Staff and

Others Present:

(In Alphabetical Order by Last Name)

Jasper Alve	STA
Nick Burton	STA
Leslie Gould	STA
Ron Grassi	STA
Robert Guerrero	STA
Daryl Halls	STA
Josue Jimenez	STA
Johanna Masiclat	STA
Debbie McQuilkin	STA
Sanjay Mishra	City of Fairfield
Sean Person	STA
Brandon Thomson	STA

2. APPROVAL OF THE AGENDA

On a motion by Christopher Fong, and a second by Ryan Panganiban, the STA TAC approved the agenda. (8 Ayes)

3. OPPORTUNITY FOR PUBLIC COMMENT

None.

4. **REPORTS FROM MTC, STA, AND OTHER AGENCIES**

Robert Guerrero provided an update to the CTP.

5. **CONSENT CALENDAR**

On a motion by Christopher Fong, and a second by Matt Tuggle, the STA TAC unanimously approved Consent Calendar Item A. Item B tabled until a future meeting. (8 Ayes)

A. Minutes of the TAC Meeting of May 28, 2025

Recommendation:

Approve TAC Meeting Minutes of May 28, 2025.

B. Fiscal Year (FY) 2024-25 Transportation Development Act (TDA) Matrix –July 2025, which includes TDA Claims for STA on behalf of Solano County, STA on behalf of Suisun City, and SolTrans

Recommendation:

Forward a recommendation to the STA Board to approve the July 2025 TDA Matrix for FY 2025-25, which includes TDA claims for STA, STA on behalf of Solano County, STA on behalf of Suisun City, and SolTrans as shown in Attachment C.

6. **ACTION NON-FINANCIAL ITEMS**

A. Legislative Update

Sean Person reported that STA continues to monitor and engage on several bills of interest, however he noted that two in particular are SB 71 (Wiener) which proposes to make permanent CEQA exemptions for certain transit projects and is recommended for support by the STA. He added the other bill recommended for support is AB 394 (Wilson) which aims to enhance safety for transit workers and riders by strengthening protections and penalties related to transit system assaults.

Recommendation:

Forward a recommendation to the STA Board to approve the following:

1. Support position on SB 71 and AB 394; and
2. Authorize the Executive Director to submit a Letter of Support on behalf of the STA for SB 71 and AB 394.

On a motion by Matt Tuggle, and a second by Brian McLean, the STA TAC unanimously approved the recommendation. (8 Ayes)

B. 2026 State Highway Operation and Protection Program (SHOPP)

Nick Burton outlined the two Tier projects slated for the 2026 SHOPP. They are as follows:

Tier 1	SR 113 Road Rehabilitation from SR 12 to Cook Lane
Tier 2	SR 12 from .5 miles East of Lambie to Currie Road
	SR 113 Culvert and Road Rehabilitation Improvements from Cook Lane to West Chestnut Street

Recommendation:

Forward a recommendation to the Board to authorize the Executive Director to submit the STA's SHOPP Priorities to Caltrans for consideration of the 2026 SHOPP as shown in Attachment A.

On a motion by Christopher Fong, and a second by Matt Tuggle, the STA TAC unanimously approved the recommendation. (8 Ayes)

C. Approval of the Routes of Regional Significance (RORS)

Leslie Gould reported on the development of the RORS Plan. He cited that to date, the TAC has reviewed/approved the Comprehensive Transportation Plan (CTP) goals and objectives as well as the previously listed RORS criteria. He also noted that the updated maps/list of the RORS were presented to the Arterials Highways and Freeways (AHF) Committee at their last meeting on June 11, 2025, for their inclusion in the updated CTP. STA staff is recommending to forward the draft RORS to the STA Board for their approval at their July 9, 2025 meeting.

Recommendation:

Forward a recommendation to the STA Board to approve the Draft Routes of Regional Significance as shown in Attachment A.

On a motion by Matt Tuggle, and a second by Christopher Fong, the STA TAC unanimously approved the recommendation. (8 Ayes)

7. ACTION FINANCIAL ITEMS

A. Transportation Development Act Article (TDA-3) Fiscal Year (FY) 2025-26 and FY 2026-27 Draft Funding Recommendations

Dulce Jimenez outlined the funding allocations of City of Fairfield East Tabor/Tolenas Safe Routes to School Project as described in the recommendation noted below.

Recommendation:

Forward the recommendation to the STA Board to approve the following Transportation Development Act Article 3 (TDA-3) funding allocations for the City of Fairfield East Tabor/Tolenas Safe Routes to School Project:

1. \$132,820 in FY 2025-26 TDA-3 Funds; and
2. \$101,890 in FY 2026-27 TDA-3 Funds

On a motion by Ryan Panganiban, and a second by Matt Tuggle, the STA TAC unanimously approved the recommendation. (8 Ayes)

B. Bay Area Air District Transportation Funds for Clean Air (TFCA) 40% Fund Program Fiscal Year (FY) 2025-26 Call for Projects

Dulce Jimenez outlined the programming process of FY 2025-26 Transportation Fund for Clean Air (TFCA) 40% Fund for the County of Solano Vallejo Sidewalk Connector Project in the amount of \$55,525.

Recommendation:

Forward a recommendation to the STA Board to approve the programming of FY 2025-26 Transportation Fund for Clean Air (TFCA) 40% Fund for the County of Solano Vallejo Sidewalk Connector Project in the amount of \$55,525.

On a motion by Oscar Alcantara, and a second by Matt Tuggle, the STA TAC unanimously approved the recommendation. (8 Ayes)

8. INFORMATIONAL ITEMS

A. Solano Rail Hub Project Update

Kathrina Gregana provided a project update and outlined the two key planning studies; the Solano Rail Hub Advanced Planning Study 2022 and Solano Rail Hub Project Study Report Equivalent 2023 advancing to its environmental and design phases. She noted that STA staff is preparing a Request for Proposals (RFP) to secure consultant services for the PA&ED phase for these locally led improvements. The RFP is likely to be released in July 2025.

B. Solano Safe Routes to School (SR2S) Plan Update

Janelle Gregorio presented the Plan and outlined the current list of prioritized schools in Solano County. She added that the Plan will include a funding component to consider the implementation of the plan. The final Plan is expected to be completed by Spring 2025.

C. Guaranteed Ride Program Update

Ron Grassi presented the Guaranteed Ride Program. He summarized the discussion that took place at the Consortium meeting on June 25, 2025 pertaining to how the program is managed and to get the missed trip data from SolTrans in order for STA staff to certify program participants for use of the program as intended.

NO DISCUSSION

D. Solano Mobility Call Center 3rd Quarter Report for FY 2024-25

E. Summary of Funding Opportunities

9. FUTURE TAC AGENDA TOPICS

The Committee members reviewed and provided feedback on the agenda items listed in the months of August through December 2025.

10. ADJOURNMENT

The meeting adjourned at 2:30 p.m. The next regular meeting of the STA TAC is scheduled at **1:30 p.m. on Wednesday, August 26, 2025** at STA's office located at 423 Main Street, Suisun City, Twin Sisters Conference Room.



DATE: June 20, 2025
TO: STA Board
FROM: Johanna Masiclat, STA Clerk of the Board
Josue Jimenez, Administrative Assistant
RE: Draft Meeting Minutes of STA Advisory Committees in the month of June 2025

Attached are the **Draft** Meeting Minutes of STA's Advisory Committee meetings in the month of June 2025:

- A. Bicycle and Pedestrian Advisory Joint Special Draft Meeting Minutes of June 5, 2025
- B. Solano County Intercity Transit Consortium Meeting of June 24, 2025

THIS PAGE INTENTIONALLY LEFT BLANK.



BICYCLE AND PEDESTRIAN ADVISORY COMMITTEE (BAC and PAC)
JOINT SPECIAL MEETING AGENDA
Minutes for the Meeting of
June 5, 2025

ITEM**MEMBER/STAFF PERSON****1. CALL TO ORDER/ INTRODUCTIONS/ CONFIRM QUORUM**

BAC Chair, David Belef called the Special Joint Bicycle and Pedestrian Advisory Committee (BAC and PAC) to order was called to order at approximately 6:01 p.m. at the STA. A quorum was confirmed for both the STA BAC and the STA PAC.

BAC Members Present:	David Belef, Chair	City of Vallejo
	Joshua Blissett	Member at Large
	Dennis Elliott, Vice Chair	City of Rio Vista
	Jason Gray	County of Solano
	Neal Iverson	City of Vacaville
	Nancy Lund	City of Benicia
	Tyler Meirose	City of Suisun City

Absent BAC:	Jacob Francisco	City of Fairfield
--------------------	-----------------	-------------------

PAC Members Present:	Bob Berman	Bay Area Ridge Trail Council
	Teresa Booth	City of Vallejo
	Cookie Clark	City of Vacaville
	Diane Dooley, Chair	City of Benicia
	Joseph Green-Heffern, Vice Chair	City of Fairfield
	Virginia Hernandez-Chavez	County of Solano
	Avery Livingood	Member at Large

Absent PAC:	Miranda Barber	City of Dixon
	David George	City of Suisun City
	Glenn Giovannoni	City of Rio Vista

Others Present:	Kathrina Gregana	STA
	Neil Leary	City of Benicia
	Johanna Masiclat	STA
	Flint Olson	County of Solano
	Jason Riley	City of Fairfield

2. APPROVAL OF THE AGENDA

By consensus the agenda was approved (14 Ayes).

3. OPPORTUNITY FOR PUBLIC COMMENT**Comprehensive Transportation Plan (CTP) Community Outreach**

Presented by Kathrina Gregana, STA.

Summary of Committee Member Comments:

None.

4. PRESENTATIONS

A. Overview of the Transportation Development Act Article 3 (TDA-3) Discretionary Funds and Proposed STA Staff Draft Funding Recommendations

Kathrina Gregnna provided an overview and background of the Transportation Development Act Article 3 funding allocation process. Ms. Gregana shared there was a funding balance of \$132,820 in TDA-3 funds available in FY 2025-26.

B. East Tabor/Tolenas Safe Routes to School Gap Closure Project

This project was presented by Jason Riley, Assistant City Engineer for the City of Fairfield.

5. ACTION FINANCIAL ITEMS

A. Consideration of the STA Staff Transportation Development Act (TDA-3) Fiscal Year 2025-26 and FY 2026-27 Draft Funding Recommendations

Recommendation:

Forward the recommendation to the STA Board to approve the following TDA-3 funding allocations for the East Tabor/Tolenas Safe Routes to School Project:

1. \$132,820 in FY 25-26 TDA-3 funds
2. \$101,890 in FY 26-27 TDA-3 funds

The motion to approve the STA staff recommendation for East Tabor/Tolenas Safe Route to School Project was unanimously approved by both the BAC and PAC (14 Ayes).

6. INFORMATION – DISCUSSION

A. Priority Conservation Area (PCA) Implementation: Mankas Corners/Rockville Road Priority PCA Projects

This project was presented by Flint Olsen, Senior Civil Engineer for Solano County.

Summary of Committee Member Comments:

- Enhance the visibility of the existing bike lane north of Rockville Road, some suggestions included converting them into green bike lanes.
- Reduce vehicle speed on Suisun Valley Road by implementing traffic calming measures that will bring benefits to bicyclists and pedestrians using the facilities.
- A Parking Management Plan is needed for Mankas Corners.
- Committee members mentioned that the County should look at leveraging the parking lot at Solano County, with an added Class I connecting to Mankus, pedestrians park at Solano Community College and walk alongside the road.
- Committee members encouraged the County staff to explore the possibility of building out Class I facilities instead of Class II, this would benefit both bicyclists and pedestrians.
- Committee members encouraged County staff to get connected with Christina Lee, who is the Communications and Public Information Director at Solano Community College, and Denise Martinez is the student development engagement director at Solano College.

7. ACTION – NON-FINANCIAL

Consideration of a Joint BAC/PAC E-Mobility Safety Committee

Recommendation:

1. Approve the creation of a Joint BAC/PAC Ad-Hoc Committee for E-Mobility Safety; and
2. Approve the appointment of up to four BAC and PAC representatives to the Joint BAC/PAC Ad-Hoc Committee for E-Mobility Safety.

On a motion by Teresa Booth, and a second by Bob Berman, the motion passed to create a Joint BAC/PAC Ad-Hoc Committee for E-Mobility Safety (14 Ayes).

BAC and PAC representatives interested in the Joint BAC/PAC E-Mobility Safety Committee:

PAC

- Virginia Hernandez-Chavez
- Diane Dooley
- Avery Livengood
- Patrick Murphy

BAC

- Joshua Blisset
- Denis Elliott
- Jason Grey
- Nancy Lund

8. INFORMATIONAL – NO DISCUSSION

Solano Transportation Resiliency Plan

Due to time constraints, this item was not presented.

9. MEMEBR UPDATES/ROUNDTABLE

Both the BAC and PAC requested STA staff follow up on the project status for the Rockville Park Crossing Project.

10. ADJOURNMENT

The STA BAC&PAC meeting adjourned at 7:36 p.m.

The next meeting of the STA PAC is at 6:00 p.m., *Thursday, August 7, 2025.*

The next meeting of the STA BAC is at 6:00 p.m., *Thursday, September 4, 2025*

THIS PAGE INTENTIONALLY LEFT BLANK.

**SOLANO COUNTY INTERCITY TRANSIT CONSORTIUM
DRAFT Meeting Minutes of June 24, 2025**

1. CALL TO ORDER

Chair Kotow called the regular meeting of the Solano County Intercity Transit Consortium to order at approximately 1:30 p.m. in person and via Zoom.

Members (In Alphabetical Order by Last Name)**Present:**

Krystine Ball for	Rio Vista Delta Breeze
Greg Malcolm (Zoom)	
Lori DaMassa	Vacaville City Coach
Gwendolyn Gill (Zoom)	Solano County Health & Social Services for Older & Disabled Adult Services
Robert Guerrero	Solano Transportation Authority
Louren Kotow, Chair	Dixon Read-Ride
Beth Kranda	Solano County Transit (SolTrans)
Debbie McQuilkin	Solano Mobility
Garland Wong	Fairfield Transit
Nick Lozano for Nouae Vue	Suisun Microtransit

Members

Absent: None.

Also Present (In Alphabetical Order by Last Name):

Jasper Alve	STA
Kristina Botsford	SolTrans
Nick Burton	STA
Erika Dohina	STA
Ronald Freeman	SolTrans
Ron Grassi	STA
Daryl Halls	STA
Tateyana Hendricks	Vacaville City Coach
Dulce Jimenez	STA
Johanna Masiclat	STA
Brian McLean (Zoom)	City of Vacaville
Brandon Thomson	STA
Shaun Vigil	FAST

2. APPROVAL OF AGENDA

On a motion by Debbie McQuilkin, and a second by Gwendolyn Gill, the Solano County Intercity Transit Consortium approved the agenda. (9 Ayes)

3. OPPORTUNITY FOR PUBLIC COMMENT

None.

4. REPORTS FROM MTC, STA STAFF AND OTHER AGENCIES

None to report.

5. CONSENT CALENDAR

On a motion by Lori DaMassa, and a second by Garland Wong, the Solano County Intercity Transit Consortium approved the Consent Calendar Items A. (9 Ayes)

A. Minutes of the Consortium Meeting of May 27, 2025

Recommendation:

Approve the Minutes of the Consortium Meeting of May 27, 2025

6. ACTION NON-FINANCIAL ITEMS

A. Legislative Update

Sean Person reported that STA continues to monitor and engage on several bills of interest, however he noted that two in particular are SB 71 (Wiener) which proposes to make permanent CEQA exemptions for certain transit projects and is recommended for support by the STA. He added the other bill recommended for support is AB 394 (Wilson) which aims to enhance safety for transit workers and riders by strengthening protections and penalties related to transit system assaults.

Recommendation:

Forward a recommendation to the STA TAC and Board to approve the following:

1. Support position on SB 71 and AB 394; and
2. Authorize the Executive Director to submit a Letter of Support on behalf of the STA for SB 71 and AB 394.

On a motion by Lori DaMassa, and a second by Louren Kotow, the Solano County Intercity Transit Consortium unanimously approved the recommendation. (9 Ayes)

7. ACTION FINANCIAL ITEMS

A. Fiscal Year (FY) 2024-25 Transportation Development Act (TDA) Matrix –July 2025, which includes TDA Claims for STA on behalf of Solano County, STA on behalf of Suisun City, and SolTrans

Chair Kotow commented that there was a request made by SolTrans to table this item, however, after the item was presented by Ron Grassi and discussed by the Consortium members, *Beth Kranda made a motion to remove the \$80,000 for Benicia Lyft Program from the TDA matrix moving the item forward allowing the rest of the TDA Matrix to be recommended for approval.*

In addition, Ron Grassi also noted there was a *technical correction on the amount for SolTrans Paratransit in the TDA matrix.*

Recommendation:

Forward a recommendation to the STA TAC and Board to approve the July 2025 *revised* TDA Matrix for FY 2025-25, which includes TDA claims for STA, STA on behalf of Solano County, STA on behalf of Suisun City, and SolTrans as shown in Attachment C.

On a motion by Beth Kranda, and a second by Robert Guerrero, the Solano County Intercity Transit Consortium unanimously approved the recommendation as shown above in *bold italics*. (9 Ayes)

8. INFORMATIONAL ITEMS – DISCUSSION

A. Solano Mobility Call Center 3rd Quarter Report for FY 2024-25

Erika Dohina provided a third quarter report for the Call Center for FY 2024-25.

Gwendolyn Gill left the meeting.

B. Guaranteed Ride (GR) Program Update

Ron Grassi presented the Guaranteed Ride Program and the need for Solano Express missed run information. He discussed the Solano Express Intercity funding and cost-sharing agreement requires SolTrans to provide missed run information. The missed trip data is required in order to reconcile the GR trip data and identify misuse of the program. SolTrans staff clarified that missed trips refer to trips not performed and not late or early runs.

Committee Member Comments and Follow-up:

1. STA staff specified that the program is a safety net intended to be phased out as service reliability improves.
2. STA staff also noted that while 4 users were removed and 24 warning letters were sent for misuse in the past, the lack of real-time control mechanisms and validation processes makes it difficult to monitor the program effectively.
3. SolTrans to provide missed trip data, including early and late trip information, to STA going back to July 1, 2024.
4. SolTrans was asked to establish a communication mechanism between SolTrans and STA for missed trips to allow for better oversight and ensure program integrity.
5. SolTrans and STA to discuss metrics for winding down the Guaranteed Ride Program.

C. SolTrans Comprehensive Operational Analysis (COA) Update

Kristina Botsford reported that SolTrans Comprehensive Operational Analysis (COA) is currently in progress and the consultant is scheduled to present a summary of public comments at the STA Board at their July 9th meeting.

There was a discussion about the timeline for reviewing the COA concepts, with STA requesting to see the information before it goes public, which SolTrans agreed to consider. STA staff requested SolTrans to provide COA concept changes to the Solano County Intercity Transit Consortium before their August meeting if possible.

NO DISCUSSION

D. Summary of Funding Opportunities

9. FUTURE INTERCITY TRANSIT CONSORTIUM AGENDA ITEMS

The Committee members reviewed and provided feedback on the agenda items listed in the month of August, September and November 2025.

10. TRANSIT CONSORTIUM OPERATOR UPDATES AND COORDINATION ISSUES TRANSIT CONSORTIUM MEMBER UPDATES

A. County of Solano

None presented.

B. Benicia-Vallejo Solano County Transit

Beth Kranda shared plans for a 707 day event in Vallejo.

C. Dixon Redit-Ride

Lauren Kotow commented CBTP is ongoing.

D. Fairfield Transit

Shaun Vigil announced the 50th anniversary celebration ini August.

E. Rio Vista Delta Breeze

Krystine Ball currently applying for a Low or No Emission Grant for electric bus.

F. Solano Mobility Update

Debbie McQuilkin announced a new contracted travel trainer.

G. Suisun City Microtransit

Brandon Thomson announced ridership is 49% over last year through the end of May.

H. Vacaville City Coach

Lori DaMassa shared their Summer Youth Pass Program has been more successful this year than the last year. Electrification and transit building expansion are underway.

I. STA

Robert Guerrero announced the Transit and Rideshare Committee is meeting on July 9th, and that guest speakers from the SF Bay Ferry Water Emergency Transportation Authority have been invited to provide update.

Daryl Halls announced the STA's Annual Awards in November will be held at Bella Vista Farm in Dixon.

11. ADJOURNMENT

No meeting in July. The meeting adjourned at 2:15 p.m. The next regular meeting of the Solano County Intercity Transit Consortium is scheduled for **1:30 p.m. on Tuesday, August 26, 2025.**



DATE: June 27, 2025
TO: STA Board
FROM: Patricia McKeever, Finance and Budget Manager
RE: Fiscal Year 2024-25 Third Quarter Budget Report

Background:

The Solano Transportation Authority (STA) has an adopted budget policy requiring a two-year annual fiscal year budget plan for its proposed expenditures and the proposed means of financing them. The budget is usually revised mid-year and finalized at the end of the fiscal year. When necessary, these budgets are revised to provide STA with the basis for appropriate budgetary control of its financial operations for the fiscal year. In July 2024, the STA Board adopted the FY 2024-25 Revised Budget as part of the two-year annual fiscal year budget plan. Subsequently, in January 2025, the STA Board adopted the mid-year revisions to the FY 2024-25 budget due to carryover of funds from prior FY 2023-24 and budget modifications. In June 2025 the Board approved the final budget revisions.

Discussion:

The STA revenue and expenditure activity (Attachment A) for the FY 2024-25 Third Quarter reflects the overall STA program administration and operations expenditures at \$14.3 million, 12% of the \$123.6 million budgeted with total revenue received at \$16.8 million, 14% of the \$123.6 million budgeted.

Revenues:

Revenues received primarily consist of quarterly annual advances of funds and reimbursement requests. Most STA programs are funded with grants on a reimbursement basis. Reimbursements were billed after the third quarter end date and will be reflected in the fourth quarter report. As of June, \$21.9 million has been billed and \$11.2 million has been received. The \$10.7 million billed but not yet received include the following billed to MTC: \$4 million for the I-80 West Bound Truck Scales, \$2.2 million for the SR37 Fairgrounds Interchange, \$1 million for the I-80 Interchange Project – Package 5. The following are highlights of cumulative revenues received in quarters 1-3.

1. The Members Contributions for FY 2024-25 of \$284,510 were received from member agencies. The amount of \$150,000 from the Members Contributions fund is recorded in the Contingency and Building Maintenance Reserve as approved in the FY 2024-25 Budget.
2. The Transportation Development Act (TDA) Article 4/8 funding contribution based on the approved allocation of 2.7% of the total TDA monies generated in the county Local Transportation Fund (LTF) were received in the amount of \$638,861.
3. The TDA funding from the Metropolitan Transportation Commission (MTC) was received for the Taxi Card/Paratransit Program (\$574,083), City of Suisun Micro Transit Program (\$650,000), City of Suisun Amtrak operation and maintenance (\$160,000), the GoGo Grandparent & ADA programs (\$406,246) and the Suisun Mobility Hub (\$250,000).
4. The Regional Measure (RM) 3 funding was received for the I-80/I-680/SR 12 Interchange Project Package 5 (\$312,483), for the I-80 West Bound Truck Scales (\$6,925,553).

5. The State Transit Assistance Funds (STAF) funding from the Metropolitan Transportation Commission (MTC) was received in the amount of \$3,627,423 for the various Mobility Program funded by the program, such as the Employer/Commuter/First & Last Mile Program, the Solano Mobility Express Vanpool Pilot Program, the Medical Transports Program/GoGo Grandparent, and the Solano-Napa North Bay Passenger Rail Feasibility Study.
6. Clean California funds in the amount of \$1.5 million were received for the SR12 Clean California Caltrans Program for the City of Fairfield.

Expenditures:

1. **STA's Operation and Administration is \$1,820,498 (65%) of the budget.** The STA Board expenditures exceed 75% as of the third quarter, due to one-time costs paid at the beginning of the year for the membership fee for the California Association of Councils of Governments (CALCOG) and the Travis Community Consortium.
2. **Programs for Mobility and Transit are \$2,827,854 (44%) of budget.** The One Stop Transportation Call Center and Vehicle Share programs have each exceeded 75% of budgeted expenditures as of the third quarter. Expenditures in the fourth quarter will be adjusted to ensure the programs are within budget by fiscal year end. The Lyft program for the City of Benicia has exceeded budget and the FY 2025-26 budget has been adjusted to reflect the increased cost of the program.
3. **Project Development is \$8,008,534 (7%) of the budget.** No projects exceed 75% of budgeted expenditures as of the third quarter. The I-80/I-680/SR 12 Interchange Project Package 5 shows a negative expenditure total as of the third quarter resulting from the adjustment for an overstatement of expense in FY 2023-24.
4. **Strategic Planning is \$1,633,320 (36%) of the budget.** The Events/Public Information activity exceeded 75% of budgeted expenditures as of the third quarter. The Model Development/Big Data project exceeded 75% of budgeted expenditures as of the third quarter as the result of modeling efforts at the start of the year. Expenditures for both activities will be adjusted in the fourth quarter to ensure both projects are within budget by fiscal year end.

Fiscal Impact:

The Third Quarter Budget for FY 2024-25 is within budget projections for the Revenue received of \$16,786,972 (14%) and Expenditures of \$14,290,205 (12%).

Recommendation:

Receive and file.

Attachment:

- A. STA FY 2024-25 Third Quarter Budget Report



FY 2024-25 THIRD QUARTER BUDGET REPORT
July 1, 2024 - March 30, 2025

REVENUES				EXPENDITURES			
STA Fund	Final FY 2024-25	Revenue FY 2024-25 Q3	%	Operations & Administration	Final FY 2024-25	Expenditures FY 2024-25 Q3	%
Members Contribution/Gas Tax (Reserve Accounts)	150,000	150,000	100%	Operations Management	2,407,498	1,720,135	71%
Members Contribution/Gas Tax	267,421	134,510	50%	STA Board of Directors/Administration	66,900	51,032	76%
Transportation Dev. Act (TDA) Art. 4/8	742,556	124,283	17%	Office Building Maintenance	115,000	49,331	43%
TDA Article 3	242,865	104,245	43%	Expenditure Plan	50,000	0	0%
TDA Article 4/4.5	2,231,292	2,040,329	91%	Contributions to STA Reserve Account	150,000	0	0%
Regional Transportation Impact Fee (RTIF)	48,908		0%	Subtotal	\$2,789,398	\$1,820,498	65%
State Transit Assistance Fund (STAF)	3,208,007	3,627,423	113%				
FTA 5310	400,000	0	0%				
MTC/CBTP/Rideshare Program	170,000	0	0%				
One Bay Area Grant 3 (OBAG 3)-Planning/Programming	1,556,203	298,490	19%				
One Bay Area Grant 3 (OBAG 3)-Mobility Program	487,838	0	0%				
One Bay Area Grant 3 (OBAG 3) - Quick Strike	179,473	0	0%				
OBAG 3 - SR2S Program	483,544	0	0%				
OBAG 3 PDA/PPA Grant	297,142	0	0%				
State Earmark	1,000,000	0	0%				
STIP Planning, Programming and Monitoring (PPM)	100,046	123,916	124%				
Transit & Intercity Rail Capital Program (TIRCP) 2020	1,700,000	0	0%				
Regional Measure 3 (RM3)	20,474		0%				
Bridge Toll - Admin Revenue	248,875	(116,415)	-47%				
Transportation for Clean Air (TFCA)	170,977		0%				
Office of Traffic Safety (OTS) Grant	214,751	34,690	16%				
State Sustainable Planning Grant	156,797		0%				
Clean California Grant	2,000,000		0%				
Yolo Solano Air Quality Management District (YSAQMD)	85,000		0%				
ABAG REAP 2.0	330,000		0%				
California Air Resources Board (CARB) Grant	84,885		0%				
CA Public Utilities Commission (CPUC)	142,124	168,757	119%				
ATP Grant - City of Fairfield	117,000		0%				
Abandoned Vehicle Abatement (AVA) Program/DMV	13,500	6,132	45%				
Local Funds - Cities/County	1,627,560		0%				
Taxi Card/Vanpool Farebox Revenue	84,000	49,919	59%				
Partners/Sponsors	251,250		0%				
Interest		62,331					
Subtotal	\$18,812,488	\$6,808,609	36%				
STA Office Building - Capital							
Local Funds - Cities/County	1,234,288	606,006	49%				
Other Funds			0%				
Interest		16,636	0%				
Subtotal	\$1,234,288	\$622,642	50%				
Suisun Mobility Hub - Construction							
TDA Article 4/4.5	250,000		0%				
State Transit Assistance Fund (STAF)	1,750,000	123,916	7%				
Low Carbon Transit Operations Program (LCTOP)	274,981		0%				
Other Funds - EV Charger Fees			0%				
Subtotal	\$2,274,981	\$123,916	5%				
Transportation Funds for Clean Air (TFCA) Program							
Transportation for Clean Air (TFCA)	461,000	175,053	38%				
Interest		5,960					
Subtotal	\$461,000	\$181,012	39%				
Abandoned Vehicle Abatement (AVA) Program							
Department of Motor Vehicle (DMV)	450,000	198,271	44%				
Interest		3,554					
Subtotal	\$450,000	\$201,825	45%				
I-80/I-680/SR 12 Interchange Project - Package 5							
Regional Measure 3	5,085,926	312,483	6.1%				
Interest		12,213					
Subtotal	\$5,085,926	\$324,696	6%				
I-80/I-680/SR 12 Interchange Project - Package 2							
Regional Measure 3	2,000,000	0	0%				
Interest		0					
Subtotal	\$2,000,000	\$0	0%				
I-80 Express Lanes Project							
Caltrans Coop Agreement/SB1		0					
Regional Measure 3	4,500,000	823,369	18%				
Interest		680					
Subtotal	\$4,500,000	\$824,048	18%				
I-80 WB Truck Scales Project							
Regional Measure 3	60,500,030	1,189,603	2.0%				
Interest		0					
Subtotal	\$60,500,030	\$1,189,603	2.0%				
Fairgrounds Improvement Project							
STAF	2,273,677	0	0%				
Regional Measure 3 (RM3)	18,500,000	5,268,000	28%				
Interest							
Subtotal	\$20,773,677	\$5,268,000	25%				
Regional Transportation Impact Fee (RTIF) program							
Regional Transportation Impact Fee	7,500,000	1,233,858	16%				
Interest		8,762					
Subtotal	\$7,500,000	\$1,242,620	17%				
TOTAL ALL REVENUE							

THIS PAGE INTENTIONALLY LEFT BLANK.



DATE: June 27, 2025
TO: STA Board
FROM: Ron Grassi, Director of Programs
Mary Pryor, Transit Finance Consultant
RE: Fiscal Year (FY) 2024-25 Transportation Development Act (TDA) Matrix –
July 2025, which includes TDA Claims for STA on behalf of Solano County,
STA on behalf of Suisun City, and SolTrans

Background:

The Transportation Development Act (TDA) was enacted in 1971 by the California Legislature to ensure a continuing statewide commitment to public transportation. This law imposes a one-quarter-cent tax on retail sales within each county for this purpose. Proceeds are returned to counties based on the amount of taxes collected and are apportioned within the county based on population. To obtain TDA funds, local jurisdictions must submit requests to regional transportation agencies that review the claims for consistency with TDA requirements. Solano County agencies submit TDA claims to the Metropolitan Transportation Commission (MTC), the Regional Transportation Planning Agency (RTPA) for the nine Bay Area counties. The Solano FY 2025-26 TDA fund estimates from February 2025 by jurisdiction are shown on the attached MTC Fund Estimate (Attachment A).

TDA funds are shared among agencies to fund joint services such as the Solano Express bus service and the Intercity Taxi Card Program. To clarify how TDA funds are to be allocated each year among local agencies and to identify the purpose of these funds, STA works with transit operators and prepares a TDA matrix. The STA Board approves the TDA matrix and submits it to MTC to provide guidance when reviewing individual TDA claims from Solano County's transit operators.

Discussion:

The TDA apportionment for FY 2025-26 includes revenue estimates and projected carryover. The following claims for STA, STA on behalf of Solano County, STA on behalf of Suisun City, and SolTrans are within the parameters of available TDA funds and are being brought forward for review:

Solano County TDA Summary (Claimed by STA) + 80K Benicia Lyft

STA is claiming \$3,099,649 of TDA Funds from Solano County in FY 2025-26 for administration, coordination, program cost, and capital cost consistent with the STA's FY 2025-26 budget and overall work plan. Solano County's TDA of \$418,641 and partner agency funds of \$33,355 are to be claimed for the Intercity Taxi Card Program, Faith in Action's program of \$45,000 to provide medical transportation for older adults, \$300,000 to support the Solano Mobility Medical Trip Concierge Program operated by Go Go Grandparents, \$40,000 will be used as match funds for the Equitable Access to Justice Pilot Program in collaboration with Solano County Superior Courts, and \$200,000 will be claimed for the Countywide In-Person ADA Assessment Program. TDA funds from other agencies include \$48,044 from the City of Suisun City as part of the LCTOP swap and \$80,000 from the City of Benicia to fund the Benicia Lyft Program (Attachment B).

The \$80,000 for the Benicia Lyft Program was not recommended for approval by the Solano County Intercity Transit Consortium. The revised TDA matrix is available in Attachment D.

STA's claim includes \$2 million in capital funds for the SR37/Fairgrounds Dr. Improvement Project. The project will construct a transit stop and shelter at the new Diverging Diamond Interchange. Bike and pedestrian improvements are incorporated into the interchange design to enhance safety and non-motorized mobility. The project is expected to commence construction in the fall of 2025. It is expected to be open to the public by the end of 2026. Solano County's TDA claim amounts are included in the July 2025 TDA matrix, Attachments C and D.

City of Suisun City TDA Summary (Claimed by STA)

On July 1, 2025, the Suisun City Council unanimously approved the use of its TDA funds for local transit capital and operations. STA will be the claimant of these funds on behalf of the City of Suisun City. Suisun City requests \$1,758,275 of TDA Funds in FY 2025-26. TDA funds of \$1,023,500 will be used for Fixed Route and Microtransit Service, \$2,225 for the Intercity Taxi Card (PEX), and \$200,000 for the Suisun First/Last Mile Program. TDA funds of \$126,648 fund Suisun City's contribution to Solano Express (claimed by SolTrans). \$125,902 as part of an LCTOP funding swap with Dixon, Solano County, and Rio Vista. \$160,000 for the maintenance of the Suisun Amtrak Station, which includes a maintenance worker and transit administration. \$120,000 for Suisun Train Depot Capital Expenditures. The Suisun City TDA claim amounts are included in the July 2025 TDA matrix, Attachments C and D.

Solano County Transit (SolTrans)

SolTrans is claiming a total of \$9,891,142 in operating funds, as follows: \$1,774,175 for paratransit services, \$4,787,260 for local transit services, and \$3,329,707 for Solano Express services. The claim for Solano Express service includes the funding shares from the FY 2025-26 Solano Express funding plan approved by the STA Board on June 11, 2025. TDA Funds of \$1,237,566 from partner agencies cannot be claimed until the Solano Express Intercity Transit Funding and Cost Sharing Agreement is fully executed.

The SolTrans TDA claim includes a total of \$2,075,077 in capital funds for the following projects: procurement of 14 battery electric buses, CAD/AVL project's final phase, major vehicle components and other vehicle equipment, facility and security improvements, and information technology systems, including a Trapeze upgrade and website trip planner. SolTrans TDA claim amounts are included in the July 2025 TDA matrix (Attachment D).

On June 24, 2025, at the Solano County Intercity Transit Consortium Chair Kotow commented that there was a request made by SolTrans to table this item because it included an additional \$80,000 for the Benicia Lyft Program. However, after the item was presented and discussed by the Consortium members, Beth Kranda made a motion to remove the \$80,000 for Benicia Lyft Program from the TDA matrix and moved the item forward allowing the rest of the TDA Matrix to be recommend for approval. Additionally, a technical correction was noted to the amount for SolTrans Paratransit in the TDA matrix. The Consortium unanimously approved the recommended action as amended.

On June 25, 2025, the STA TAC voted unanimously to forward the recommended action as amended by the Solano County Intercity Transit Consortium to the STA Board for approval.

Fiscal Impact:

There is no additional financial impact to STA as these claim amounts are consistent with the proposed FY 2025-26 STA Budget. The STA Board's approval of the July 2025 TDA matrix provides the guidance MTC needs to process the TDA claims submitted by STA on behalf of Solano County, STA on behalf of Suisun City, and SolTrans.

Recommendation:

Approve the July 2025 TDA Matrix for FY 2025-26, which includes TDA claims for STA, STA on behalf of Solano County, STA on behalf of Suisun City, and SolTrans as shown in Attachment D.

Attachments:

- A. FY 2025-26 TDA Fund Estimate for Solano County, Suisun City, and SolTrans dated February 2025
- B. Letter from the City of Benicia to fund Benicia's First/Last Mile Program
- C. July 2025 TDA Matrix for FY 2025-25 includes TDA Claims for STA on behalf of Solano County, STA on behalf of Suisun City, and SolTrans.
- D. July 2025 TDA Matrix for FY 2025-26 includes TDA Claims for STA on behalf of Solano County, STA on behalf of Suisun City, and SolTrans. However, it excludes the \$80,000 from Benicia TDA funds for the Benicia Lyft Program and corrects the amount being claimed by SolTrans for Paratransit Services.

THIS PAGE INTENTIONALLY LEFT BLANK.

**FY 2025-26 FUND ESTIMATE
TRANSPORTATION DEVELOPMENT ACT FUNDS
SOLANO COUNTY**

Attachment A
Res No. 4688
Page 9 of 19
2/26/2025

FY2024-25 TDA Revenue Estimate			FY2025-26 TDA Revenue Estimate		
FY2024-25 Generation Estimate Adjustment			FY2025-26 County Auditor's Generation Estimate		
1. Original County Auditor Estimate (Feb, 24)	28,647,982		13. County Auditor Estimate	28,521,091	
2. Revised Estimate (Feb, 25)	28,521,091		FY2025-26 Planning and Administration Charges		
3. Revenue Adjustment (Lines 2-1)		(126,891)	15. MTC Administration (0.5% of Line 14)	142,605	
FY2024-25 Planning and Administration Charges Adjustment			16. County Administration (0.5% of Line 14)	142,605	
4. MTC Administration (0.5% of Line 3)		(634)	17. MTC Planning (3.0% of Line 14)	855,633	
5. County Administration (Up to 0.5% of Line 3)		(634)	18. Total Charges (Lines 15+16+17)		1,140,843
6. MTC Planning (3.0% of Line 3)		(3,807)	19. Solano Transportation Authority Planning (2.7% of Line 14-18) ³	739,267	
7. Total Charges (Lines 4+5+6)		(5,075)	20. TDA Generations Less Charges (Lines 14-18-19)		26,640,981
8. STA Planning (2.7%)		(3,289)	FY2025-26 TDA Apportionment By Article		
9. Adjusted Generations Less Charges (Lines 3-7-8)		(118,527)	21. Article 3.0 (2.0% of Line 20)	532,820	
FY2024-25 TDA Adjustment By Article			22. Funds Remaining (Lines 20-21)		26,108,161
10. Article 3 Adjustment (2.0% of line 9)		(2,371)	23. Article 4.5 (5.0% of Line 22)	0	
11. Funds Remaining (Lines 9-10)		(116,156)	24. TDA Article 4 (Lines 22-23)		26,108,161
12. Article 4.5 Adjustment (5.0% of Line 11)	0				
13. Article 4 Adjustment (Lines 11-12)		(116,156)			

TDA APPORTIONMENT BY JURISDICTION										
Column	A	B	C=Sum(A:B)	D	E	F	G	H=Sum(C:G)	I	J=Sum(H:I)
	6/30/2024	FY2023-24	6/30/2024	FY2023-25	FY2024-25	FY2024-25	FY2024-25	6/30/2025	FY2025-26	FY2025-26
Apportionment Jurisdictions	Balance (w/o interest)	Interest	Balance (w/ interest) ¹	Outstanding Commitments ²	Transfers/ Refunds	Original Estimate	Revenue Adjustment	Projected Carryover	Revenue Estimate	Available for Allocation
Article 3	1,657,578	75,207	1,732,785	(2,015,361)	0	535,190	(2,371)	250,243	532,820	783,063
Article 4.5										
SUBTOTAL	1,657,578	75,207	1,732,785	(2,015,361)	0	535,190	(2,371)	250,243	532,820	783,063
Article 4/8										
Dixon	2,823,499	128,707	2,952,206	(480,953)	270,385	1,123,910	(4,978)	3,860,570	1,134,738	4,995,308
Fairfield	3,405,383	292,799	3,698,183	(9,045,331)	0	7,063,650	(31,287)	1,685,214	7,037,740	8,722,954
Rio Vista	1,925,914	92,865	2,018,778	(733,818)	0	590,263	(2,614)	1,872,609	585,060	2,457,669
Solano County	3,963,362	175,668	4,139,029	(1,011,268)	0	1,069,777	(4,738)	4,192,800	1,057,132	5,249,932
Suisun City	1,202,259	71,132	1,273,392	(1,328,611)	208,175	1,682,556	(7,453)	1,828,060	1,686,639	3,514,699
Vacaville	11,365,199	672,702	12,037,901	(9,662,416)	0	5,957,351	(26,387)	8,306,449	5,975,344	14,281,793
Vallejo/Benicia	13,912,285	715,757	14,628,042	(19,277,943)	0	8,736,810	(38,698)	4,048,211	8,631,508	12,679,719
SUBTOTAL	38,597,901	2,149,630	40,747,530	(41,540,340)	478,561	26,224,317	(116,156)	25,793,913	26,108,161	51,902,074
GRAND TOTAL	\$40,255,478	\$2,224,837	\$42,480,315	(\$43,555,701)	\$478,561	\$26,759,507	(\$118,527)	\$26,044,156	\$26,640,981	\$52,685,137

1. Balance as of 6/30/24 is from the MTC FY2023-24 Audit, and it contains both funds available for allocation and funds that have been allocated but not disbursed.

2. The outstanding commitments figure includes all unpaid allocations as of 6/30/24, and FY2024-25 allocations as of 1/31/25.

3. Beginning with FY24, the MTC Fund Estimate will directly program the 2.7% of TDA revenues to Solano Transportation Authority for planning purposes, as authorized by PUC 99233.12 of the Transportation Development Act statute.



CITY HALL • 250 EAST L STREET • BENICIA, CA 94510 • (707) 746-4200 • FAX (707) 747-8120

June 2, 2025

Solano Transportation Authority
Attn: Daryl Halls, Executive Director
423 Main Street
Suisun City, CA 94585

RE: Proceed with annual funding increase to \$80,000 FY 25-26

Dear Mr. Halls,

The City of Benicia would like to take this opportunity to thank you and your team for your continued support and efforts to promote the success of the Benicia Lyft Program. Please accept this letter as my authorization and approval for the City of Benicia to reallocate \$60,000 from the City's TDA budget bringing the City's TDA budget for FY 25-26 to \$80,000.

Best,

DocuSigned by:

Mario Giuliani

9FA21784A98F490...

Mario Giuliani, J.D.
City Manager

FY 2025-26 TDA Matrix - July 2025

Date Prepared June 25, 2025
STA Board Action

Attachment C

	Note #	Dixon	Fairfield	Rio Vista	Suisun City	Vacaville	Vallejo/Benicia (SolTrans)	Solano County	Total
TDA Revenue Available									
FY25-26 TDA Revenue Estimate from MTC	1	\$ 1,134,738	\$ 7,037,740	\$ 585,060	\$ 1,686,639	\$ 5,975,344	\$ 8,631,508	\$ 4,192,800	\$ 29,243,829
Projected Carryover from MTC	1	\$ 3,860,570	\$ 1,685,214	\$ 1,872,609	\$ 1,828,060	\$ 8,306,449	\$ 4,048,211	\$ 1,057,132	\$ 22,658,245
Available for Allocation per MTC	1	\$ 4,995,308	\$ 8,722,954	\$ 2,457,669	\$ 3,514,699	\$ 14,281,793	\$ 12,679,719	\$ 5,249,932	\$ 51,902,074
FY24-25 Allocations / Returns	1	\$ (659,331)	\$ (57,525)				\$ (2,090)		\$ (718,946)
Total TDA Revenue Available for Allocation		\$ 4,335,977	\$ 8,665,429	\$ 2,457,669	\$ 3,514,699	\$ 14,281,793	\$ 12,677,629	\$ 5,249,932	\$ 51,183,128
USES									
Paratransit									
Intercity Taxi Scrip	2	\$ -	\$ 3,630	\$ 100	\$ 2,225	\$ 27,400	\$ 1,734,125	\$ 418,641	\$ 451,996
Paratransit	3						\$ 200,000		\$ 1,934,125
Microtransit	3				\$ 1,023,500				\$ 1,023,500
Local Taxi Scrip, Local 1st/Last Mile, Go-Go	3				\$ 200,000		\$ 80,000	\$ 300,000	\$ 580,000
Subtotal Paratransit		\$ -	\$ 3,630	\$ 100	\$ 1,225,725	\$ 27,400	\$ 1,814,125	\$ 918,641	\$ 3,989,621
Local Transit Service (Fixed Route) & Administration	3						\$ 4,787,260		\$ 4,787,260
SolanoExpress Intercity Bus									
To SolTrans	4	\$ 37,913	\$ 537,074	\$ -	\$ 126,648	\$ 336,036	\$ 2,092,141	\$ 199,895	\$ 3,329,707
Subtotal SolanoExpress Intercity Bus		\$ 37,913	\$ 537,074	\$ -	\$ 126,648	\$ 336,036	\$ 2,092,141	\$ 199,895	\$ 3,329,707
Transit Capital	3						\$ 2,075,077		\$ 2,075,077
STA Planning	6								
Swaps / Other									
LCTOP swap (FY24-25 Pop& Rev funds): Dixon to claim from Suisun City	7				\$ 50,838				\$ 50,838
LCTOP swap (FY24-25 Population funds): STA to claim for Solano County from Suisun City	7				\$ 48,004				\$ 48,004
LCTOP swap (FY24-25 Pop& Rev funds): Rio Vista to claim from Suisun City	7				\$ 27,060				\$ 27,060
LCTOP swap (FY24-25 Pop & Rev funds): Vacaville to claim from Fairfield	7		\$ 266,110						\$ 266,110
SGR swap: correction for Rio Vista / Fairfield swap of FY24-25 funds, Rio Vista to claim in FY25-26	8		\$ 448						\$ 448
Fairfield-Vacaville Train Station claimed by FAST for FY23-24 costs	11					\$ 75,860			\$ 75,860
Suisun City Train Station O&M, claimed by STA	12				\$ 160,000				\$ 160,000
Suisun City Train Depot Capital Improvements, claimed by STA	13				\$ 120,000				\$ 120,000
Suisun City Mobility Hub, claimed by STA	14								\$ -
Faith in Action, claimed by STA	15							\$ 45,000	\$ 45,000
Equitable Access to Justice, claimed by STA	16							\$ 40,000	\$ 40,000
SR 37/Fairgrounds Dr. Improvement Project, claimed by STA	17							\$ 2,000,000	\$ 2,000,000
Subtotal Swaps / Other		\$ -	\$ 266,558	\$ -	\$ 405,902	\$ 75,860	\$ -	\$ 2,085,000	\$ 2,833,320
Total To Be Claimed by All Agencies		\$ 37,913	\$ 807,262	\$ 100	\$ 1,758,275	\$ 439,296	\$ 10,768,603	\$ 3,203,536	\$ 17,014,985
Balance		\$ 4,298,064	\$ 7,858,167	\$ 2,457,569	\$ 1,756,424	\$ 13,842,497	\$ 1,909,026	\$ 2,046,396	\$ 34,168,143

Notes (continued on next page)

FY 2025-26 TDA Matrix - July 2025

Date Prepared June 25, 2025
STA Board Action

- (1) MTC Feb. 26, 2025 Fund Estimate; Reso 4629; columns I, H, J; FY24-25 Allocations/Returns include allocations after Jan. 31, 2025, including Dixon allocation and swaps.
- (2) STA will be the claimant. Based on FY 2025-26 Intercity Taxi Card Funding Amounts from May 27, 2025 Consortium staff report. Subject to revision by STA Board.
- (3) From each agency's annual TDA claim. Amount claimed from Solano County by STA is for ADA assessments. Amount claimed from Suisun City by STA for fixed route and micro-transit service (\$1,023,500), first-last mile (\$200,000). Benicia TDA (\$80K) for Benicia Lyft claimed from Benicia by STA. Solano County (\$300K) is for Medical Concierge Go-Go claimed by STA.
- (4) Based on FY 2025-26 Intercity Transit Funding Budget approved by STA Board June 11, 2025 and SolTrans FY25-26 TDA claim, subject to Solano Express Funding and Cost-Sharing agreement between STA and SolTrans.
- (5) TBD
- (6) MTC's Fund Estimate deducts the 2.7% from the annual revenue estimate for each jurisdiction; therefore, the STA Planning amount is no longer shown on this line of the TDA Matrix.
- (7) Dixon and Rio Vista to claim TDA from Suisun City. Includes FY24-25 LCTOP Pop & Rev apportionments, per STA Board 3/12/25 staff report.
- (8) FY23-24 SGR swap, Rio Vista to claim from Fairfield. Clean-up of prior year swaps, per May 2024 correspondence.
- (9) TBD
- (10) TBD
- (11) FAST to claim from Vacaville based on the 2002 agreement for the operation of Fairfield - Vacaville Train Station. Amount covers half of costs incurred by Fairfield in FY23-24.
- (12) To be claimed by STA for Suisun Amtrak station operations and maintenance
- (13) To be claimed by STA for Suisun Train Depot Capital Improvements
- (14) To be claimed by STA for Suisun City Mobility Hub
- (15) To be claimed by STA for Faith in Action
- (16) To be claimed by STA for Equitable Access to Justice Pilot Program
- (17) To be claimed by STA for State Route 37/Fairgrounds Drive Interchange Improvements Project

FY 2025-26 TDA Matrix - July 2025

Date Prepared June 30, 2025
STA Board Action

Attachment D

	Note #	Dixon	Fairfield	Rio Vista	Suisun City	Vacaville	Vallejo/Benicia (SolTrans)	Solano County	Total
TDA Revenue Available									
FY25-26 TDA Revenue Estimate from MTC	1	\$ 1,134,738	\$ 7,037,740	\$ 585,060	\$ 1,686,639	\$ 5,975,344	\$ 8,631,508	\$ 4,192,800	\$ 29,243,829
Projected Carryover from MTC	1	\$ 3,860,570	\$ 1,685,214	\$ 1,872,609	\$ 1,828,060	\$ 8,306,449	\$ 4,048,211	\$ 1,057,132	\$ 22,658,245
Available for Allocation per MTC	1	\$ 4,995,308	\$ 8,722,954	\$ 2,457,669	\$ 3,514,699	\$ 14,281,793	\$ 12,679,719	\$ 5,249,932	\$ 51,902,074
FY24-25 Allocations / Returns	1	\$ (659,331)	\$ (57,525)				\$ (2,090)		\$ (718,946)
Total TDA Revenue Available for Allocation		\$ 4,335,977	\$ 8,665,429	\$ 2,457,669	\$ 3,514,699	\$ 14,281,793	\$ 12,677,629	\$ 5,249,932	\$ 51,183,128
USES									
Paratransit									
Intercity Taxi Scrip	2	\$ -	\$ 3,630	\$ 100	\$ 2,225	\$ 27,400	\$ -	\$ 418,641	\$ 451,996
Paratransit	3						\$ 1,774,175	\$ 200,000	\$ 1,974,175
Microtransit	3				\$ 1,023,500				\$ 1,023,500
Local Taxi Scrip, Local 1st/Last Mile, Go-Go	3				\$ 200,000		\$ -	\$ 300,000	\$ 500,000
Subtotal Paratransit		\$ -	\$ 3,630	\$ 100	\$ 1,225,725	\$ 27,400	\$ 1,774,175	\$ 918,641	\$ 3,949,671
Local Transit Service (Fixed Route) & Administration	3						\$ 4,787,260		\$ 4,787,260
SolanoExpress Intercity Bus									
To SolTrans	4	\$ 37,913	\$ 537,074	\$ -	\$ 126,648	\$ 336,036	\$ 2,092,141	\$ 199,895	\$ 3,329,707
Subtotal SolanoExpress Intercity Bus		\$ 37,913	\$ 537,074	\$ -	\$ 126,648	\$ 336,036	\$ 2,092,141	\$ 199,895	\$ 3,329,707
Transit Capital	3						\$ 2,075,077		\$ 2,075,077
STA Planning	6								
Swaps / Other									
LCTOP swap (FY24-25 Pop& Rev funds): Dixon to claim from Suisun City	7				\$ 50,838				\$ 50,838
LCTOP swap (FY24-25 Population funds): STA to claim for Solano County from Suisun City	7				\$ 48,004				\$ 48,004
LCTOP swap (FY24-25 Pop& Rev funds): Rio Vista to claim from Suisun City	7				\$ 27,060				\$ 27,060
LCTOP swap (FY24-25 Pop & Rev funds): Vacaville to claim from Fairfield	7		\$ 266,110						\$ 266,110
SGR swap: correction for Rio Vista / Fairfield swap of FY24-25 funds, Rio Vista to claim in FY25-26	8		\$ 448						\$ 448
Fairfield-Vacaville Train Station claimed by FAST for FY23-24 costs	11					\$ 75,860			\$ 75,860
Suisun City Train Station O&M, claimed by STA	12				\$ 160,000				\$ 160,000
Suisun City Train Depot Capital Improvements, claimed by STA	13				\$ 120,000				\$ 120,000
Suisun City Mobility Hub, claimed by STA	14								\$ -
Faith in Action, claimed by STA	15							\$ 45,000	\$ 45,000
Equitable Access to Justice, claimed by STA	16							\$ 40,000	\$ 40,000
SR 37/Fairgrounds Dr. Improvement Project, claimed by STA	17							\$ 2,000,000	\$ 2,000,000
Subtotal Swaps / Other		\$ -	\$ 266,558	\$ -	\$ 405,902	\$ 75,860	\$ -	\$ 2,085,000	\$ 2,833,320
Total To Be Claimed by All Agencies		\$ 37,913	\$ 807,262	\$ 100	\$ 1,758,275	\$ 439,296	\$ 10,728,653	\$ 3,203,536	\$ 16,975,035
Balance		\$ 4,298,064	\$ 7,858,167	\$ 2,457,569	\$ 1,756,424	\$ 13,842,497	\$ 1,948,976	\$ 2,046,396	\$ 34,208,093

Notes (continued on next page)

FY 2025-26 TDA Matrix - July 2025

Date Prepared June 30, 2025
STA Board Action

- (1) MTC Feb. 26, 2025 Fund Estimate; Reso 4629; columns I, H, J; FY24-25 Allocations/Returns include allocations after Jan. 31, 2025, including Dixon allocation and swaps.
- (2) STA will be the claimant. Based on FY 2025-26 Intercity Taxi Card Funding Amounts from May 27, 2025 Consortium staff report. Subject to revision by STA Board.
- (3) From each agency's annual TDA claim. Amount claimed from Solano County by STA is for ADA assessments. Amount claimed from Suisun City by STA for fixed route and micro-transit service (\$1,023,500), first-last mile (\$200,000). Benicia TDA (\$80K) for Benicia Lyft claimed from Benicia by STA. Solano County (\$300K) is for Medical Concierge Go-Go claimed by STA.
- (4) Based on FY 2025-26 Intercity Transit Funding Budget approved by STA Board June 11, 2025 and SolTrans FY25-26 TDA claim, subject to Solano Express Funding and Cost-Sharing agreement between STA and SolTrans.
- (5) TBD
- (6) MTC's Fund Estimate deducts the 2.7% from the annual revenue estimate for each jurisdiction; therefore, the STA Planning amount is no longer shown on this line of the TDA Matrix.
- (7) Dixon and Rio Vista to claim TDA from Suisun City. Includes FY24-25 LCTOP Pop & Rev apportionments, per STA Board 3/12/25 staff report.
- (8) FY23-24 SGR swap, Rio Vista to claim from Fairfield. Clean-up of prior year swaps, per May 2024 correspondence.
- (9) TBD
- (10) TBD
- (11) FAST to claim from Vacaville based on the 2002 agreement for the operation of Fairfield - Vacaville Train Station. Amount covers half of costs incurred by Fairfield in FY23-24.
- (12) To be claimed by STA for Suisun Amtrak station operations and maintenance
- (13) To be claimed by STA for Suisun Train Depot Capital Improvements
- (14) To be claimed by STA for Suisun City Mobility Hub
- (15) To be claimed by STA for Faith in Action
- (16) To be claimed by STA for Equitable Access to Justice Pilot Program
- (17) To be claimed by STA for State Route 37/Fairgrounds Drive Interchange Improvements Project



DATE: June 27, 2025
TO: STA Board
FROM: Lorene Garrett, Transit Mobility Coordinator I
April Wells, Program Coordinator II
Julie Davidson, Customer Service Representative II
RE: Benicia Lyft Program 3rd Quarter Report for FY 2024-25 and extension of funding agreement for FY 2025-26

Background:

November 18, 2018: Following the completion of a SolTrans Comprehensive Operational Analysis (COA), SolTrans discontinued local Route 20 and requested replacing the General Public Dial a Ride (DAR) system with a Transportation Network Company. Local Route 20 elimination was estimated to yield a cost savings of \$252,900 per year. SolTrans requested Solano Transportation Authority (STA) implement a Lyft program to replace Benicia DAR.

September 2019: The City of Benicia partnered with SolTrans, STA, and Lyft to introduce the Benicia DAR replacement program. The program provides subsidized Lyft rides throughout the city of Benicia and to the Springstowne Center in Vallejo for qualified Benicia residents. To qualify, Benicia residents must be veterans with a military or veterans ID; disabled with an ADA card, RTC card, Medicare card or DMV placard; or 65 years old or older. The cost is \$4 one-way (up to \$20), or \$3 one-way (up to \$20) for individuals qualified for the low-income fare. To qualify for the low-income fare individuals must be a part of a Solano County program like Medi-Cal, Cal Fresh, Cal Works, SSI, etc., or on PG&E CARE/FERA.

Customers must have a smart phone and be ambulatory to use Lyft for the Dial-a-Ride replacement program. If not, they are provided with the Veteran's Cab number to order service by phone or if they are non-ambulatory. Customers are informed that this service is in addition to the SolTrans (Benicia) paratransit service that continues to take qualified individuals within ¾ mile of the SolTrans fixed route service (including trips between Benicia and Vallejo).

August 2021: The City of Benicia partnered with SolTrans, STA, and Lyft to help reduce traffic and parking congestion along the Benicia First Street corridor by expanding STA's First/Last Mile program to include the \$5 Benicia Lyft Program. Lyft rides within the City of Benicia cost \$5 (up to \$20) and can be accessed by entering the code 5Benicia in Lyft apps. There is no signup required. The program is open to residents and visitors. The customer pays any additional amount over \$20. There is no daily limit, although there is a monthly limit of 60 rides. The \$5 Benicia Lyft Program currently operates between 6 am and 11 pm every day.

May 2022: Due to a finding during a Federal Transit Administration (FTA) audit, SolTrans was no longer able to partner on the Lyft programs. The paratransit and Veteran's Cab option for non-ambulatory customers did not provide equivalent response time to Lyft service.

July 2023: The City of Benicia entered into a two-year funding agreement with STA for STA to continue to provide Benicia's Lyft programs.

April 2024: The Uber option was implemented after Benicia Lyft customers experienced Lyft surge pricing.

August 2024: The Martinez Amtrak Station was added to the geofence for all Benicia Lyft programs.

Discussion:

Program use increased this fiscal year. At the end of quarter three, there were 6,672 rides for \$50,636. (See Attachments A and B). The average cost per ride is \$7.59.

The Uber option has not added significantly to the program cost as Uber use has continued to be minimal. During the third quarter there were 20 rides for \$177.17. Four riders used Uber in the third quarter.

As expected, Benicia continues to have the largest ridership, with an average of 127 riders/month this fiscal year. The highest was 141 riders in December. Benicia \$4 (dial-a-ride replacement) averaged 6 riders/month this fiscal year. The low-income dial-a-ride replacement, Benicia \$3, averaged 13 riders/month. 2 riders used the Veteran's Cab option between July and December. There is no Veteran's Cab data for the third quarter.

Ride costs have exceeded the FY 2024-25 budget of \$40,000 by \$10,636. The average monthly expense after three quarters is \$5,626. Costs for this fiscal year are projected to exceed the budgeted amount by \$30,000. It is recommended that \$80,000 be budgeted by the City of Benicia to cover the cost of the Benicia Lyft program for FY 2025-26.

Fiscal Impact:

\$40,000 was budgeted for the Benicia Lyft program in FY 2024-25 with \$20,000 provided by STA State Transit Assistance Funds and \$20,000 provided by the City of Benicia's TDA (see Attachment C). Through March the program has expended \$50,636 and is projected to reach \$70,000 by year end. Due to the increase usage the recommended budget for FY 2025-26 is \$80,000. This could be funded through monthly billings utilizing Benicia General Fund or annually by STA claiming from Benicia's TDA funds.

Recommendation:

Authorize the Executive Director to enter into a 2-year agreement with the City of Benicia for the Benicia Lyft Program for an amount not-to-exceed \$160,000.

Attachments:

- A. Benicia Lyft Ridership by Fiscal Year (Table)
- B. Benicia Lyft Ridership by Fiscal Year (Chart) and Benicia Lyft Ridership/Costs for FY 2024-25 (Chart)
- C. City of Benicia TDA for FY 2025-26

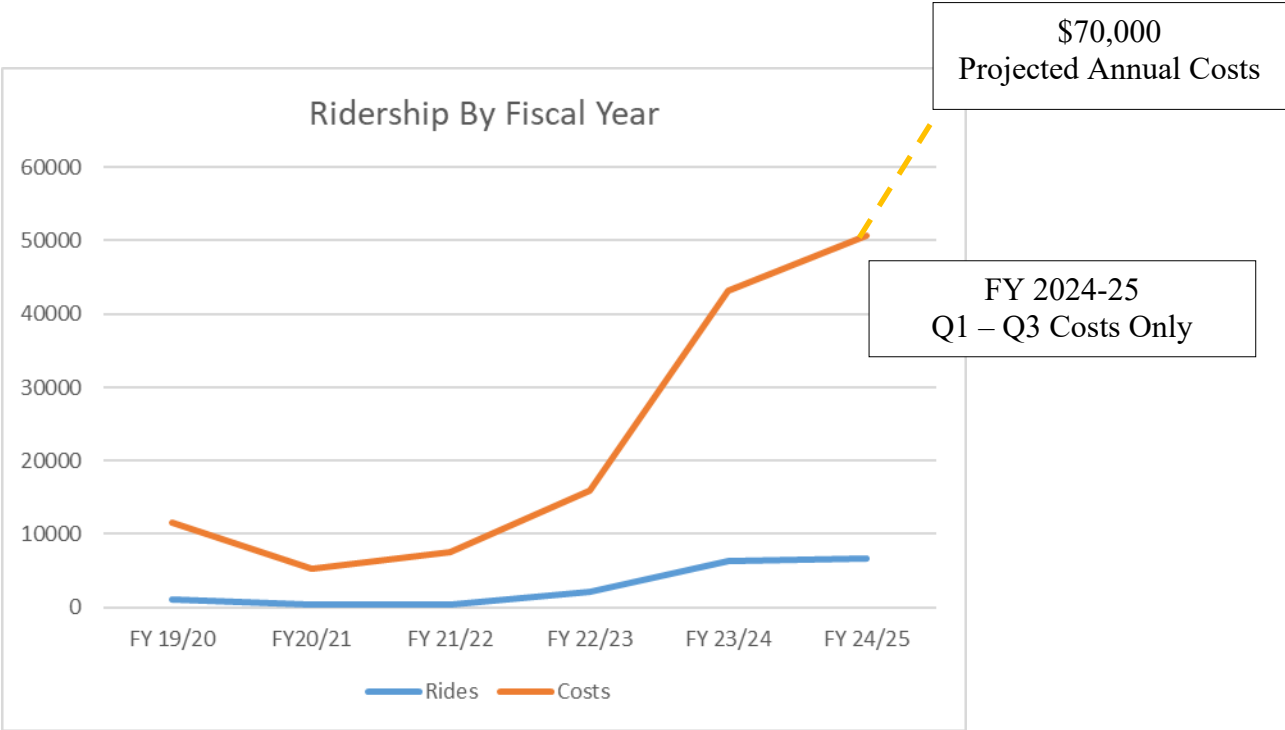
Benicia Lyft Ridership by Fiscal Year

	No of Trips 19/20	No of Trips 20/21	No of Trips 21/22	No of Trips 22/23	No of Trips 23/24	Q1 – Q3 FY24/25
Veteran's Corp. DBA Yellow Cab	555	281	12	233	281	129*
Lyft \$3	439	179	59	295	927	627
Lyft \$4	16	2	3	221	331	294
Benicia \$5			240	1335	4754	5622
Total Trips	1,010	462	314	2,084	6,293	6,672

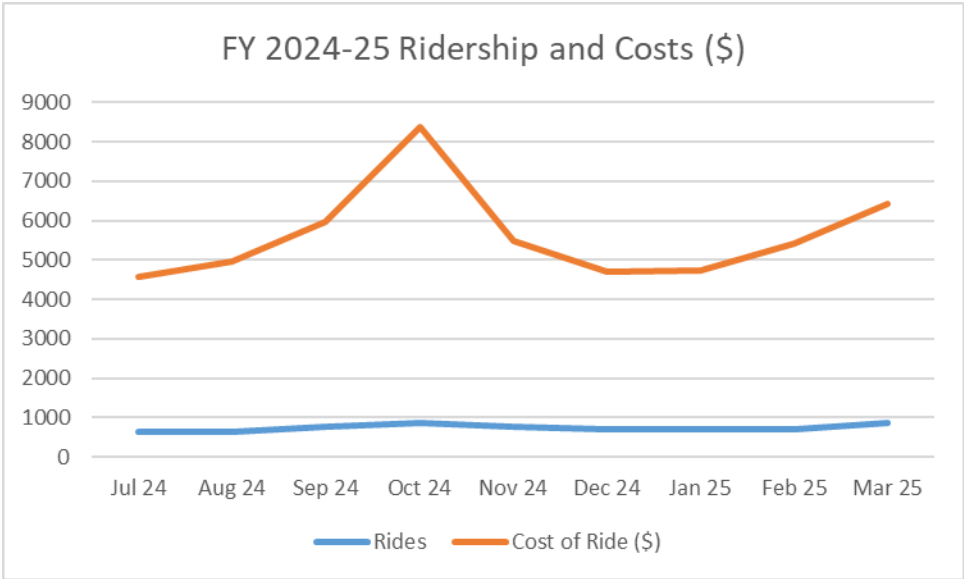
	Cost 19/20	Cost 20/21	Cost 21/22	Cost 22/23	Cost 23/24	Q1 – Q3 FY24/25
Veteran's Corp. DBA Yellow Cab	\$7,910.00	\$3,964.00	\$2,662.00	\$3,897.00	\$3,559.03	\$1,419.00 *
Lyft \$3	\$3,613.14	\$1,359.63	\$2,106.87	\$2,254.84	\$5,681.54	\$5,899.77
Lyft \$4	\$85.48	\$8.99	\$59.52	\$1,166.66	\$2,643.33	\$2,232.88
Benicia \$5			\$2,794.13	\$8,691.31	\$31,307.68	\$41,084.69
Total Cost	\$11,608.62	\$5,332.62	\$7,622.52	\$16,009.81	\$43,191.58	\$50,636.34

*No data for Veteran's Cab in Q3.

Benicia Lyft Ridership by Fiscal Year



Benicia Lyft FY 2024-25 Ridership/Costs



City of Benicia TDA

		FY 2024-25	FY 2025-26
		Benicia	Benicia
TDA Revenue Available			
	FY24-25 TDA Revenue Estimate from MTC	\$ 1,516,226	\$ 1,522,478
	Projected Carryover from MTC		
	Available for Allocation per MTC	\$ 1,516,226	\$ 1,522,478
	FY23-24 Allocations / Returns		
	Total TDA Revenue Available for Allocation	\$ 1,516,226	\$ 1,522,478

USES

Local Transit Service			
	Intercity Taxi Scrip		
	Benicia Lyft Program	\$ 20,000	\$ 80,000
	<i>Subtotal Local Service</i>	\$ 20,000	\$ 80,000

SolanoExpress Intercity Transit			
	To SolTrans	\$ 143,923	\$ 146,629
	<i>Subtotal SolanoExpress Intercity Bus</i>	\$ 143,923	\$ 146,629

Transit Capital	Claimed by each agency		
------------------------	------------------------	--	--

STA Planning	Claimed by STA	\$ 44,045	\$ -
---------------------	----------------	-----------	------

* MTC takes 2.7% for STA Planning off the top of the Agency TDA funding

** STA Membership is still billed directly to partner agencies

Total To Be Claimed by All Agencies		\$ 207,968	\$ 226,629
--	--	-------------------	-------------------

Balance	To SolTrans for School Trippers and Paratransit	\$ 1,308,258	\$ 1,295,849
----------------	---	---------------------	---------------------

THIS PAGE IS INTENTIONALLY LEFT BLANK.



DATE: June 20, 2025
TO: STA Board
FROM: Debbie McQuilkin, Mobility Program Manager
RE: Local Taxi Card Solano County Transit (SolTrans) Program

Background:

On February 1, 2015, management of the Solano Intercity Taxi Scrip Program transitioned to the Solano Transportation Authority (STA) from Solano County. The Solano Intercity Taxi Program continues to be a popular program, and the program now serves ambulatory and non-ambulatory riders.

On December 13, 2017 the STA Board approved the utilization of a Pre-Paid Purchasing Card model because it allows greater benefits to the consumer. The card can be preloaded with a specific value, transactions would be limited by the Standard Industry Classifications (SIC) codes for transportation services, and it would also allow freedom of choice for the consumer and the availability to book trips on demand. The Solano Mobility Call Center is an integral part of the process to issue and reload the cards, ensuring proper program eligibility, and assist customers to participate in the program.

On May 9, 2018, the STA Board authorized the use of the Prepaid Expense (PEX) Card as the Pre-Paid VISA Purchasing Card. and the release of a Request for Qualifications (RFQ) to explore contracting with private non-ambulatory providers in order to ensure the non-ambulatory component of the intercity taxi card program is successful.

In 2019, SolTrans requested that STA manage its Local Taxi Scrip Program. STA agreed with the condition that the program align with the Intercity Taxi Card Program subsidy structure. Key changes included transitioning to PEX cards and adopting a subsidy model of 60% for general riders and 80% for low-income individuals. The program, which is for Americans with Disabilities Act (ADA) eligible individuals, officially launched in December 2019.

Since then, STA has administered the program under mutual agreement, including ordering PEX cards for SolTrans users and managing eligibility, trip tracking, and associated program costs. Ridership initially increased in early 2020, declined during the pandemic, and has since rebounded—totaling more than 15,000 rides to date, averaging approximately 2,500 rides per year. In 2022, both agencies agreed to a two-year extension, followed by a three-year renewal approved by the STA Board in July 2024.

On August 8, 2024, SolTrans questioned an STA invoice for the program and stated that it would not be responsible for costs incurred after July 1, 2024, as the third program amendment had not yet been signed by SolTrans. STA staff continued to operate the program, adjusted the invoice accordingly, and requested formal clarification regarding SolTrans' intent to continue beyond FY24-25. Follow-up emails sent in September 2024 received no response.

As of June 18, 2025, there are 106 PEX cardholders residing within the SolTrans service area. Of those, 23 are designated as Local Program users, and the remaining 83 are enrolled in the Intercity Taxi Program (ITX). As previously noted, the Local Taxi Program uses the same PEX card platform as the ITX Program, allowing ADA-eligible participants to load “local” taxi funds onto their existing cards for use on local trips. Attachment A provides details of the 106 PEX cardholders.

Discussion:

In preparation for FY25-26, STA requested confirmation of SolTrans’ intent to either continue or discontinue program participation. FY24-25 program activity reflects ongoing demand for the service. (See Attachment B for usage data to date.)

On June 20, 2026, STA staff received SolTrans’ confirmation of continued participation. STA will proceed with coordination and continued administration of the Local Taxi Card Program in collaboration with SolTrans.

Fiscal Impact:

SolTrans to provide funding in the amount of \$100,000.

Recommendation:

Authorize the Executive Director to enter into a 2-year agreement with SolTrans to manage the Local Taxi Card Program.

Attachments:

- A. SolTrans PEX Cardholder
- B. SolTrans Local Program Usage

Active Registered SolTrans PEX Cardholders

Yellow Highlight reflects Benicia resident

Spending Ruleset Name	Last Used Date	Last Name	CustomId
Cabs ST LOC only	09/17/2024 06:16PM	11186 G	Andrea Kilburn
Cabs ST LOC only	06/20/2024 05:25PM	11194 GLID	Patricia Burns N/A
Cabs ST Only	04/05/2025 06:03PM	11273 LID	Diane Lynch 08-31-26
Cabs ST LOC only	06/12/2025 05:26PM	11280 GLID	Raj Giri
Cabs ST Only	10/04/2024 09:18PM	11302 LID	Jerome Eric Boykin 7-31-25
Cabs ST Only	05/09/2025 05:34PM	11409 LID	Ervin Keys 9-30-25
Cabs ST Only		11510 LID	Remedios Valenzuela X09/30/26
Cabs ST Only	06/13/2025 05:34PM	11583 LID	Fergie Owens 3/31/27
Cabs ST Only	06/11/2025 05:26PM	11659 GLID	Emma Aoanan N/A
Cabs ST Only	12/19/2024 05:35PM	11702 LID	Lois Hampton 1-31-26
Cabs ST Only	10/16/2024 03:12PM	11752	Merian Fernandez - 4/30/2027 - Lyft Warning 10/16
Cabs ST Only	01/07/2025 04:55AM	11776 LID	Jennifer Jackson 6-30-26
Cabs ST Only	06/04/2025 05:27PM	11865 LID	Susan Barton 10/31/2026
Cabs ST Only	08/22/2024 05:03AM	11877 LID	Ricardo Green 6-30-26
Cabs ST Only	10/01/2024 05:42PM	11967 LID	Caroline Conley 4-10-2027
Cabs ST Only	06/05/2025 02:17PM	12026 LID	Shirley Buchanan 2/28/27
Cabs ST Only	02/15/2023 09:07PM	12037 LID	Zenolia Daniels 7/31/26
Cabs ST Only	09/22/2023 09:39PM	12114 LID	Elizabeth De Los Reyes 11/30/25
Cabs ST Only	05/22/2025 05:49PM	12302	Latoya Johnson
Cabs ST Only	12/04/2023 05:30PM	12322 LID	Lynda Rosenthal 7-31-2027
Cabs ST LOC only	06/17/2025 05:06AM	12379 GLID	Peg Elliot
Cabs ST Only		12511 LID	Gayle Jackson
Cabs ST Only		12614 LID	Mark Atkins x 03/2027
Cabs ST Only	06/04/2025 05:27PM	12718 LID	Sherrie Ridge 4-30-25

Active Registered SolTrans PEX Cardholders

Yellow Highlight reflects Benicia resident

Cabs ST Only	11/05/2024 09:50PM	12748 LID	Carlos Castro 4/30/27
Cabs ST Only	06/17/2025 05:06AM	12791 LID	Debra Clark 6/30/25
Cabs ST LOC only		12883 GLID	Darren Bradshaw N/A
Cabs ST LOC only	03/18/2025 05:34PM	12908 GLID	Ethel Singleton N/A
Cabs ST Only	05/10/2025 05:34PM	13005 LID	Ricardo Abeyta 9-30-25
Cabs ST LOC only	11/29/2023 05:33PM	13072 LID	Sherrie Hall 9-30-24
Cabs ST Only	08/23/2024 05:35PM	13201 LID	Francisca Zepeda 8/30/27
Cabs ST Only	09/14/2021 09:17PM	13305 LID	Francisca Marcos
Cabs ST LOC only		13395 GLID	Kenneth Bryant
Cabs ST LOC only	04/30/2021 02:51AM	13684 GLID	Sharon Wilson N/A
Cabs ST LOC only		13695 GLID	Scott Jeffries N/A
Cabs ST LOC only		13703 G	Sharon Dwoskin N/A
Cabs ST Only	09/08/2024 05:37PM	13746 LID	Claudette Cole 2/28/2027
Cabs ST Only	11/06/2024 05:25PM	13809 GLID	Ayanna Johnson
Cabs ST LOC only	08/25/2024 06:22PM	13849 GLID	Kristin Burns N/A
Cabs ST LOC only	12/19/2024 05:35PM	13890 GLID	Warren Smith
Cabs ST Only	11/02/2024 06:33PM	13963 LID	Judy Brand 8-31-25
Cabs ST LOC only	06/05/2025 05:08AM	13967 G	Shirley Moises N/A
Cabs ST LOC only	12/11/2024 05:30PM	13996 GLID	Claudia Applewhite
Cabs ST LOC only	01/25/2024 05:47PM	14007 GLID	Nelia Sweikousky N/A
Cabs ST LOC only	05/14/2024 06:13PM	14012 GLID	Shirley Whitfield N/A
Cabs ST LOC only	12/27/2024 05:27PM	14015 GLID	Sandra Stacey N/A
Cabs ST Only	02/06/2024 05:27PM	14017 LID	Alan Morris
Cabs ST LOC only	02/21/2024 06:06PM	14023 GLID	Enola Davis N/A
Cabs ST Only	04/09/2025 05:33PM	14050 LID	Barbara Evans (2/28/26)

Active Registered SolTrans PEX Cardholders

Yellow Highlight reflects Benicia resident

Cabs ST Only		14122	Thomas Godden 8-31-27
Cabs ST Only	11/14/2024 05:30PM	14151 LID	Julia Taylor 4/30/27
Cabs ST Only	06/13/2025 05:34PM	14176 LID	Deborah Dorsett x 06/30/2027
Cabs ST Only	06/17/2025 05:06AM	14192	Douglas Ty 7-31-2027
Cabs ST Only		14212 LID	Kendra Stone 10/31/27
Cabs ST Only	06/12/2025 05:04AM	14231 LID	Richard Wilmont 11-30-24
Cabs ST Only	06/14/2025 05:07AM	14240 LID	David Newton 10/31/2025
Cabs ST Only	04/30/2025 05:01AM	14255 LID	Anton Feliciano 1-31-25
Cabs ST Only	05/29/2025 05:31PM	14260 LID	Laura Julian 1-31-25
Cabs ST Only	05/29/2025 09:36PM	14317 LID	Constance McClain 5-31-25
Cabs ST Only	09/26/2024 05:29PM	14322 LID	Marie Henry 6-30-2025
Cabs ST Only		14352	Mariana Ceasar 8/31/2025
Cabs ST Only	05/31/2025 05:07AM	14368	Carolyn Ruiz 09/30/2025
Cabs ST Only		14403 LID	Tatiana McAlister 12/31/2025
Cabs ST Only		14416 LID	Erik Halberstadt - 05/09/25
Cabs ST Only	10/04/2023 05:31PM	14417	Theresa Fitzgerald 12-31-25
Cabs ST Only	03/15/2025 05:53PM	14434	James Oates 2-28-26
Cabs ST Only		14436 LID	Angelina Avelar 1/31/2027
Cabs ST Only	03/26/2025 05:44PM	14476	Kathryn Gillin 5-31-26
Cabs ST Only	05/08/2025 05:05AM	14509 LID	Billy Cryder 7-31-26
Cabs ST Only	09/25/2023 02:34PM	14510 LID	Shawndrea Linnear 8-31-2026
Cabs ST Only		14544	Rickie Campbell 10/31/26
Cabs ST Only	08/10/2024 05:41PM	14576 LID	LaShawn Taylor 11-30-24
Cabs ST Only		14611	Collis Marceau (8/31/27)
Cabs ST Only		14612	Margaret Marceau (8/31/27)

Active Registered SolTrans PEX Cardholders

Yellow Highlight reflects Benicia resident

Cabs ST Only	03/13/2025 05:50PM	14615 LID	Corrina Harris 10/31/27
Cabs ST Only	06/05/2025 05:27PM	14616 LID	Michelle Canlas 9/30/27
Cabs ST Only	05/08/2025 05:33PM	14637 LID	Michael Duffy 8/31/2027
Cabs ST Only	12/18/2024 11:38PM	14659	Craig Dvorkin x 10/31/2027
Cabs ST Only	04/24/2025 05:24PM	14697 LID	Derrick Blueford 3/30/28
Cabs ST Only		14704 LID	James Simister - 04/30/2028
Cabs ST Only	05/23/2025 05:08AM	67	Kelly Kolowich
Cabs ST Only	01/12/2025 05:26PM	71 LID	Sara Slater 2-28-26
Cabs ST Only	06/07/2025 05:15AM	8405 LID	Billie Cryder 4-30-2027
Cabs ST Only	06/17/2025 02:52AM	9195 LID	Angela Lynn Johnson 2-28-26
Cabs ST Only		9806 LID	Edwina Ferguson 3/31/2027
Cabs ST Only	06/05/2025 05:08AM	9857 LID	Cynthia Tanksley 12-31-25
Cabs ST Only	06/14/2025 05:41PM	9863 LID	Catherine Cartwright 8-31-25
Cabs ST Only		11977	Florentina Barnett 9/30/20
Cabs ST LOC only	01/10/2025 05:06AM	12264 G	Cora Shadwick- LOCAL
Cabs ST Only	11/07/2024 05:33PM	8910 LID	Betty Talton 5-31-25
Cabs ST Only		11774 LID	Shalayna Tanksley x 12/31/25
Cabs ST Only		11991 LID	Andrew Regalado - 04/30/2027
Cabs ST Only		12053 LID	Melvin Jones 6/30/2027
Cabs ST LOC only		12264 G	Cora Shadwick - Local
Cabs ST Only		12631 LID	Deborah Walker 11-30-25
Cabs ST Only	11/26/2021 09:06PM	12787	Andre Smith 4-30-25
Cabs ST Only		13394 LID	Karen Regalado - 07/31/2027
Cabs ST Only		13786 LID	Justina Regalado - 11/30/2027
Cabs ST Only		14068 LID	Charles Eichler 7-31-26

Active Registered SolTrans PEX Cardholders

Yellow Highlight reflects Benicia resident

Cabs ST Only		14272	Obedia Aguirre x02/2030
Cabs ST Only		14556 LID	Loretta Omaina - 12/31/2026
Cabs ST Only		14654	Jayshri Shah 10-31-27
Cabs ST Only		14670 LID	Jacob Liron - 11/30/2027
Cabs ST Only		14702	Rafael Rey - 03/31/2028
Cabs ST Only		LID	Johel Calix - 5/31/2027

SolTrans Local Taxi Program Usage

Number of Rides and Cost by Fiscal Year

Fiscal Year	# of Local Rides	Amount
19-20	1908	\$ 27,611.88
20-21	2477	\$ 44,800.23
21-22	3083	\$ 63,049.56
22-23	2858	\$ 61,615.15
23-24	2775	\$ 44,101.15
24-25	1764	\$ 28,946.69
Total	14865	\$ 270,124.66

Count of Rides by Dispatch City (FY 24-25)

Dispatch City	Count of Rides from Dispatch City
Benicia	54
Vallejo	1716
Total	1770

Number of Riders by Dispatch City (FY 24-25)

Dispatch City	# of Riders
Benicia	3
Vallejo	53
Total	56



DATE: June 17, 2025
TO: STA Board
FROM: Debbie McQuilkin, Mobility Program Coordinator
RE: Federal Transit Administration (FTA) Section 5310 Funding Application for Solano Mobility Management Programs, Resolution and Letters of Support

Background:

Caltrans recently released a Call for Projects for FTA Section 5310 projects in the state's small Urbanized Areas (UZAs) and Rural Areas. The purpose for the 5310 Program is to provide capital and operating grants for projects that meet the transportation needs of seniors and individuals with disabilities: where public mass transportation services are otherwise unavailable, insufficient or inappropriate; that exceed the requirements of the American Disabilities Act (ADA); that improve access to fixed-route service; that provide alternatives to public transportation. .

At the last Call for Projects in 2023, STA received for FTA Section 5310 funding for the Solano Mobility Management Programs were for the Solano Mobility Call Center and the Travel Training Programs in the amount of \$400,000.

Discussion:

STA staff recommends submitting a grant application to Caltrans for the Solano Mobility Management Programs for this FTA Section 5310 funding cycle. The funding will assist in sustaining the current Solano Mobility Programs. A letter of support for the Mobility Management Program and an Authorizing Resolution is being brought to the STA Board for approval.

Caltrans is limiting each agency to \$400,000 over a two-year period. The projects that STA staff is recommending to request FTA Section 5310 funding for the Solano Mobility Management Programs include:

- Solano Mobility Call Center (estimated amount of \$200,000)
- Travel Training Programs (estimated amount of \$200,000)

The Solano Mobility Call Center provides personalized assistance to successfully travel around Solano County. Solano Mobility Call Center has information on all transportation options programs and services in and around Solano and neighboring regions for commuters, seniors, people with disabilities or anyone wanting to use alternative mode of travel.

The Travel Training Program has four different forum that assist people to learn how to ride transit.

1. **One-on-one Travel Training:** STA has contracts with Independent Living Resources Center to provide one-on-one travel training. Specialized training is also available for People with Physical and Cognitive Disabilities.

2. Group/Classroom Training: The Travel Trainer will come to your local senior or community center and teach your group about the variety of transportation options in Solano County.
3. Group Field Trips: The Travel Trainer organizes a field trip to both local and out of county locations. Trainees learn to ride both local and regional transit while having a fun-filled outing.
4. Transportation Training Videos: Self-Training videos, featured on our Solano Mobility Website, will demonstrate step-by-step instructions on how to ride your local bus and important bus features.

Additionally, the Rio Vista Delta Breeze has historically applied for and received Traditional FTA 5310 funding to support the City of Rio Vista's transit operation. The Rio Vista Delta Breeze is requesting a Letter of Support from the STA on their FY 2026-27 grant application to support their transit operations effort.

Fiscal Impact:

STA staff is recommending the full eligible amount of \$400,000 over a two-year period of 5310 be requested.

Recommendation:

Approve and authorize the Executive Director to:

1. Submit an application for FTA Section 5310 for the Solano Mobility Management Program;
2. Forward a Letter of Support to Caltrans in Support of the Solano Transportation Authority's funding application for FTA Section 5310 for Solano Mobility Management Programs;
3. STA Resolution No. 2025-06 as shown in Attachment A; and
4. Execute a contract or agreement with Caltrans for FTA Section 5310 funding for the Solano Mobility Management Program including submitting and approving request for reimbursement of funds as stated in Authorizing STA Resolution No. 2025-06 as shown in Attachment A.

Attachment:

- A. STA Resolution No. 2025-06
- B. Solano Mobilty Programs Letter of Support

RESOLUTION NUMBER 2025-06

**SOLANO TRANSPORTATION AUTHORITY
RESOLUTION OF THE SOLANO TRANSPORTATION AUTHORITY AUTHORIZING
THE FEDERAL FUNDING UNDER FTA SECTION 5310 (49 U.S.C. SECTION 5310) WITH
CALIFORNIA DEPARTMENT OF TRANSPORTATION**

WHEREAS, the U. S. Department of Transportation is authorized to make grants to states through the Federal Transit Administration to support capital projects for non-urbanized public transportation systems under Section 5310 of the Federal Transit Act (**FTA C 9070.1G**); and

WHEREAS, the California Department of Transportation (Department) has been designated by the Governor of the State of California to administer Section 5310 grants for transportation projects for seniors and individuals with disabilities; and

WHEREAS Solano Transportation Authority desires to apply for said financial assistance to permit operation of Solano Mobility Management Programs in Solano County; and

WHEREAS, the Solano Transportation Authority has, to the maximum extent feasible, coordinated with other transportation providers and users in the region (including social service agencies)

NOW, THEREFORE, BE IT RESOLVED AND ORDERED that the Governing Board of the Solano Transportation Authority does hereby authorize Executive Director, to file and execute applications on behalf of Solano Transportation Authority with the Department to aid in the financing of capital projects pursuant to Section 5310 of the Federal Transit Act (FTA C 9070.1G), as amended.

That the Executive Director is authorized to execute and file all certification of assurances, contracts or agreements or any other document required by the Department.

That the Executive Director is authorized to provide additional information as the Department may require in connection with the application for the Section 5310 projects.

That Executive Director is authorized to submit and approve request for reimbursement of funds from the Department for the Section 5310 project/s

I HEREBY CERTIFY that the foregoing resolution was introduced and passed at a regular meeting of the Board of the Solano Transportation Authority, held on the 9th day of July 2025 by the following vote:

Mitch Mashburn, STA Board Chair
Solano Transportation Authority

Passed by the Solano Transportation Authority (STA) Board on this 9th day of July, 2025 by the following vote:

Ayes: _____

Nos: _____

Absent: _____

Abstain: _____

Attest: _____

Johanna Masiclat

Clerk of the Board

I, Daryl K. Halls, the Solano Transportation Authority Executive Director, do hereby certify that the above and foregoing resolution was introduced, passed and adopted by said Authority at the regular meeting thereof held this day of July 9, 2025.

Daryl K. Halls, Executive Director
Solano Transportation Authority



DATE: June 24, 2025
TO: STA Board
FROM: Brandon Thomson, Transit Mobility Coordinator
RE: City of Suisun City Microtransit Service

Background:

Starting in 1990, Suisun City partnered with the City of Fairfield to provide local transit services linking Fairfield and Suisun City. Fairfield and Suisun Transit (FAST) is operated by the City of Fairfield. Suisun City has historically utilized its annual allocation of Transportation Development Act (TDA) to fund FAST services. Past FAST services provided within Suisun City included:

- FAST Route 5, which includes DART (operated solely within Suisun City),
- FAST Route 6, which includes DART (operated within Suisun City and Fairfield), and
- Local Reduced Taxi Program (subsidized for qualifying low-income and elderly residents).

On October 19, 2022, the Suisun City Council conducted a Public Hearing for the discontinuation of Routes 5 and 6, effective December 31, 2022, which was unanimously approved by the Suisun City Council. While plans for this service discontinuation were occurring, on August 16, 2022, the Suisun City Council approved partnering with Solano Transportation Authority (STA) for Microtransit Services.

Based upon the Suisun City Council's action, STA staff generated a Request for Proposals (RFP) for the Operation of Suisun Microtransit. Transportation Concepts was the apparent best bidder, and a contract was executed between the Solano Transportation Authority (STA) and Transportation Concepts for the operations of Suisun Microtransit with two base years, the last base year ending December 31, 2024. The contract also contained two option years with the first option year starting January 1, 2025 and the last and final option year starting on January 1, 2026.

Discussion:

Suisun City Microtransit has been in operation for the past three years with Transportation Concepts providing bus operators and STA providing contract oversight. The Suisun City Council took action on July 1, 2025, to authorize executing the second option year provided under the existing agreement with STA.

Fiscal Impact:

None to the STA. The cost for the Suisun City Microtransit Service has been programmed into the Fiscal Year (FY) 2025-26 Suisun City TDA budget.

Recommendation:

Authorize the Executive Director to:

1. Enter into an agreement with the City of Suisun City for microtransit services oversight for a period of one year; and
2. Execute the second option year with Transportation Concepts to continue microtransit service within the City of Suisun City.

THIS PAGE INTENTIONALLY LEFT BLANK.



DATE: June 27, 2025
TO: STA Board
FROM: Dulce Jimenez, Assistant Planner
RE: Transportation Development Act Article (TDA-3) Fiscal Year (FY) 2025-26 and
FY 2026-27 Draft Funding Recommendations

Background:

Transportation Development Act (TDA) funds are generated from a ¼ cent tax on sales throughout California. Two percent of TDA funds go back to the county of origin in the form of TDA Article 3 (TDA-3) to fund Active Transportation (i.e. bicycle and pedestrian projects). Each fiscal year, the Solano Transportation Authority allocates TDA-3 funds. STA works with the Metropolitan Transportation Commission (MTC) to administer the TDA funds available for Solano County. MTC typically provides fund estimates each February, July, and September.

As part of the recommendation process, TDA-3 funding allocation requests are reviewed by STA's Bicycle Advisory Committee (BAC) and Pedestrian Advisory Committee (PAC) through a special joint meeting, which was convened on June 5, 2025. The STA Board, through the recommendation of STA staff, STA TAC, and BAC/PAC committees, annually approves TDA-3 funding allocations for Active Transportation projects.

Discussion:

There is an estimate of \$532,820 in Transportation Development Act Article 3 (TDA-3) funds to be allocated for Fiscal Year (FY) 2025-26 by STA, with \$400,000 committed to the SR37/Fairgrounds Drive Interchange Project. For reference, the Board action to approve the allocation of FY25-26 TDA-3 funding towards this project can be found on Page 97 of the [December 11, 2024 STA Board](#) agenda packet. The TDA-3 funding allocation was previously reviewed and endorsed by the BAC/PAC at the Joint BAC/PAC meeting held on December 5, 2024.

After accounting for the TDA-3 allocation to the SR37/Fairgrounds Drive Project, a funding balance of \$132,820 remains to be allocated in FY 25-26 TDA-3 funds. Due to the limited funding available, STA staff prioritized funding projects identified in the TDA-3 Four-Year Funding Plan, which outlines project readiness and funding recommendations to develop a level of certainty that the project identified will be completed within the funding deadline of three fiscal years.

STA staff and City of Fairfield staff have been in coordination in implementing their East Tabor Tolenas Safe Routes to School Project – an OBAG 2 priority project with a local match requirement of \$334,710. The project is designed to improve the safety of students attending Grange Middle School and Tolenas Middle School by installing sidewalks, bicycle lanes, and a gated at-grade pedestrian crossing of the Union Pacific Railroad crossing at East Tabor. This project was also previously presented at last year's Joint BAC/PAC meeting held on June 13, 2024, with the recommendation to be prioritized for TDA-3 funding in FY 2025-26.

To support with the local match requirement, STA has committed \$100,000 in FY 2023-24 Transportation Fund for Clean Air (TFCA) 40% Funds with the potential to address their remaining gap of \$234,710 with TDA-3 funds.

Therefore, STA staff recommends the City of Fairfield's East Tabor/Tolenas Safe Routes to School Project be considered for the remaining \$132,820 in FY 2025-26 TDA-3 funds, along with a set-a-side of \$101,890 in FY 2026-27 to fully meet the project's OBAG 2 local match requirement, as shown in Attachment A. The BAC and PAC endorsed the TDA-3 draft funding recommendations at their joint meeting held on June 5, 2025.

At this point, the City of Benicia and City of Fairfield had held an informal funding swap agreement indicating the intent of the City of Fairfield to reimburse a total of \$334,710 to the City of Benicia to make them whole for their local match share they invested when they initially received their OBAG 2 grant in 2017. Moving forward, with the support of STA staff, the two cities have expressed a desire to formalize the funding swap by executing a Funding Exchange Agreement between the City of Fairfield and the City of Benicia for a total of \$334,710.

At their meeting on June 25, 2025, the STA TAC unanimously approved the recommendation to forward for STA Board approval at their meeting on July 9, 2025.

As part of the MTC's approval process for FY 2025-26 TDA-3 funding allocations, STA needs to submit Resolution No. 2025-07 for SR37/Fairgrounds Drive Interchange Project, as shown in Attachment B. Additional, STA is required to approve the eligible projects and submit a Resolution No. 2025-08 Countywide Coordinate Claim as shown in Attachment C.

Fiscal Impact:

None to the STA Budget. The FY 2025-26 TDA-3 discretionary fund capacity is \$535,190. Funds are provided through the Transportation Development Act funds.

Recommendation:

Approve the following Transportation Development Act Article 3 (TDA-3) funding allocations as shown in Attachment A:

1. Allocate \$132,820 in FY 2025-26 TDA-3 Funds and \$101,890 in FY 2026-27 TDA-3 Funds for the East City of Fairfield East Tabor/Tolenas Safe Routes to School Project;
2. STA Resolution No. 2025-07 for the SR37/Fairgrounds Drive Interchange Project for FY 2025-26 TDA Article 3 funding allocation as shown in Attachment B; and
3. STA Resolution No. 2025-08 for the Solano Countywide Coordinate Claim for FY 2025-26 TDA Article 3 funding allocation as shown in Attachment C.

Attachments:

- A. Fiscal Year (FY) 2025-26 TDA-3 STA Staff Draft Funding Recommendations
- B. STA Resolution No. 2025-07 for SR37/Fairgrounds Drive Interchange Project
- C. STA Resolution No. 2025-08 for Solano Countywide Coordinate Claim for FY 2024-25 TDA-3 Funding Allocation

TRANSPORTATION DEVELOPMENT ACT ARTICLE 3 STA DRAFT FUNDING RECOMMENDATIONS

* TFCA funds are programmed by STA staff annually to eligible member agencies under the Bay Area Air Baisn (e.g. southern portion of Solano County)

					FY 23-24		FY 25-26		FY 26-27	
					TDA-3	TFCA*	TDA-3	TFCA*	TDA-3	TFCA*
					Funding Available	Funding Available	Funding Available	Funding Available	Funding Estimate	Funding Estimate
Status	Project Sponsor	Project Name	Total Project Cost	Remaining Gap	\$519,176	\$415,434	\$532,820	\$330,525	\$450,000	\$350,000
PROJECT UP FOR TDA-3 FUND RECOMMENDATION FY25-26 & FY26-27	Fairfield	East Tabor Tolenas SR2S Project	\$2,453,000	\$334,710		\$100,000	\$132,820		\$101,890	

THIS PAGE IS INTENTIONALLY LEFT BLANK.

**SOLANO TRANSPORTATION AUTHORITY
RESOLUTION NO. 2025-07**

**A RESOLUTION OF THE SOLANO TRANSPORTATION AUTHORITY
APPROVING THE REQUEST TO THE METROPOLITAN TRANSPORTATION
COMMISSION FOR THE ALLOCATION OF FISCAL YEAR 2025-26
TRANSPORTATION DEVELOPMENT ACT ARTICLE 3 PEDESTRIAN AND
BICYCLE PROJECT FUNDING**

WHEREAS, Article 3 of the Transportation Development Act (TDA), Public Utilities Code (PUC) Section 99200 et seq., authorizes the submission of claims to a regional transportation planning agency for the funding of projects exclusively for the benefit and/or use of pedestrians and bicyclists; and

WHEREAS, the Metropolitan Transportation Commission (MTC), as the regional transportation planning agency for the San Francisco Bay region, has adopted MTC Resolution No. 4108, Revised, entitled “Transportation Development Act, Article 3, Pedestrian/Bicycle Projects,” which delineates procedures and criteria for submission of requests for the allocation of “TDA Article 3” funding; and

WHEREAS, MTC Resolution No. 4108, Revised requires that requests for the allocation of TDA Article 3 funding be submitted as part of a single, countywide coordinated claim from each county in the San Francisco Bay region; and

WHEREAS, the **Solano Transportation Authority** desires to submit a request to MTC for the allocation of TDA Article 3 funds to support the projects described in Attachment B to this resolution, which are for the exclusive benefit and/or use of pedestrians and/or bicyclists; now, therefore, be it

RESOLVED, that the **Solano Transportation Authority** declares it is eligible to request an allocation of TDA Article 3 funds pursuant to Section 99234 of the Public Utilities Code, and furthermore, be it

RESOLVED, that there is no pending or threatened litigation that might adversely affect the project or projects described in Attachment B to this resolution, or that might impair the ability of the **Solano Transportation Authority** to carry out the project; and furthermore, be it

RESOLVED, that the **Solano Transportation Authority** attests to the accuracy of and approves the statements in Attachment A to this resolution; and furthermore, be it

RESOLVED, that a certified copy of this resolution and its attachments, and any accompanying supporting materials shall be forwarded to the congestion management agency, countywide transportation planning agency, or county association of governments, as the case may be, of **Solano County** for submission to MTC as part of the countywide coordinated TDA Article 3 claim.

This resolution was adopted by Solano Transportation Authority on July 9, 2025 by the following vote:

Mitch Mashburn, STA Board Chair
Solano Transportation Authority

Passed by the Solano Transportation Authority (STA) Board on this 9th day of July 2025 by the following vote:

Ayes: _____

Nos: _____

Absent: _____

Abstain: _____

Attest: _____
Johanna Masiclat
Clerk of the Board

I, Daryl K. Halls, the Solano Transportation Authority Executive Director, do hereby certify that the above and foregoing resolution was introduced, passed and adopted by said Authority at the regular meeting thereof held this 9th day of July 2025.

Daryl K. Halls, Executive Director

Solano Transportation Authority

SOLANO TRANSPORTATION AUTHORITY

RESOLUTION NO. 2025-07

ATTACHMENT A

Findings

1. That the **Solano Transportation Authority** is not legally impeded from submitting a request to the Metropolitan Transportation Commission for the allocation of Transportation Development Act (TDA) Article 3 funds, nor is the **Solano Transportation Authority** legally impeded from undertaking the project(s) described in “Attachment B” of this resolution.
2. That the **Solano Transportation Authority** has committed adequate staffing resources to complete the project(s) described in Attachment B.
3. A review of the project(s) described in Attachment B has resulted in the consideration of all pertinent matters, including those related to environmental and right-of-way permits and clearances, attendant to the successful completion of the project(s).
4. Issues attendant to securing environmental and right-of-way permits and clearances for the projects described in Attachment B have been reviewed and will be concluded in a manner and on a schedule that will not jeopardize the deadline for the use of the TDA funds being requested.
5. That the project(s) described in Attachment B comply with the requirements of the California Environmental Quality Act (CEQA, Public Resources Code Sections 21000 et seq.).
6. That as portrayed in the budgetary description(s) of the project(s) in Attachment B, the sources of funding other than TDA are assured and adequate for completion of the project(s).
7. That the project(s) described in Attachment B are for capital construction and/or final design and engineering or quick build project; and/or for the maintenance of a Class I bikeway which is closed to motorized traffic and/or Class IV separated bikeway; and/or for the purposes of restriping Class II bicycle lanes; and/or for the development or support of a bicycle safety education program; and/or for the development of a comprehensive bicycle and/or pedestrian facilities plan, and an allocation of TDA Article 3 funding for such a plan has not been received by the County of Solano within the prior five fiscal years.
8. That the project(s) described in Attachment B which are bicycle projects have been included in a detailed bicycle circulation element included in an adopted general plan, or included in an adopted comprehensive bikeway plan (such as outlined in Section 2377 of the California Bikeways Act, Streets and Highways Code section 2370 et seq.) or responds to an immediate community need, such as a quick-build project.
9. That any project described in Attachment B bicycle project meets the mandatory minimum safety design criteria published in the California Highway Design Manual or is in a National Association of City and Transportation Officials (NACTO) guidance or similar best practices document.
10. That the project(s) described in Attachment B will be completed in the allocated time (fiscal year of allocation plus two additional fiscal years).
11. That the **Solano Transportation Authority** agrees to maintain, or provide for the maintenance of, the project(s) and facilities described in Attachment B, for the benefit of and use by the public.

ATTACHMENT B
TDA Article 3 Project Application Form

1. Agency	Solano Transportation Authority		
2. Primary Contact	Nick Burton		
3. Mailing Address	423 Main Street, Suisun City, CA		
4. Email Address	nburton@sta.ca.gov	5. Phone Number	707-399-3207
6. Secondary Contact (in the event primary is not available)	Jasper Alve		
7. Mailing address (if different) N/A <input checked="" type="checkbox"/>	N/A		
8. Email Address	jalve@sta.ca.gov	9. Phone Number	707-399-3204
10. Send allocation instructions to (if different from above):			
11. Project Title	State Route (SR) 37/Fairgrounds Drive Interchange Project		
12. Amount requested	\$400,000.00	13. Fiscal Year of Claim	FY 25-26

14. Description of Overall Project:

The State Route (SR) 37/Fairgrounds Drive Interchange Project will provide roadway and intersection improvements along portions of Fairgrounds Drive, as well as a new diverging diamond interchange (DDI) design in the City of Vallejo. There are several improvements to bicycle and pedestrian facilities associated with the project as well.

15. Project Scope Proposed for Funding: (Project level environmental, preliminary planning, and ROW are ineligible uses of TDA funds.)

The Project will improve safety, environmental sustainability, quality of life, mobility and community connectivity. The project area has a great need for improved bicycle and pedestrian access as the proposed project is located in a disadvantaged community. As for the bicycle and pedestrian improvements associated with the project include:
 First, the existing sidewalk on both the northbound and southbound Fairgrounds Drive under SR 37 will be relocated to the median and upgraded to a barrier-protected Class I facility. This improvement will separate vulnerable road travelers from automobile traffic. Additionally, traffic signals installed at each end of the DDI will allow for shorter and safer crossings for bike and pedestrian traffic. Class II bicycle lanes will also be provided on both eastbound and westbound Fairgrounds Drive with green colored paving. A total of 3,500 feet of bike lanes and sidewalk improvements will be provided.

16. Project Location: A map of the project location is attached or a link to a online map of the project location is provided below:

The project is located in the City of Vallejo.

Project Relation to Regional Policies (for information only)

17. Is the project in an [Equity Priority Community](#)? Yes ☒ No ☐

18. Is this project in a [Priority Development Area](#) or a [Transit-Oriented Community](#)? Yes ☒ No ☐

19. Project Budget and Schedule

Project Phase	TDA 3	Other Funds	Total Cost	Estimated Completion (month/year)
Bike/Ped Plan				
ENV		\$219,087	\$219,087	Jun-15
PA&ED		\$100,000	\$100,000	Oct-10
PS&E		\$1,722,913	\$1,722,913	Dec-20
ROW		\$200,000	\$200,000	Jul-25
CON	\$400,000	\$27,323,830	\$27,723,830	Mar-26
Total Cost	\$400,000	\$29,565,830	\$29,965,830	

Project Eligibility

A. Has the project been reviewed by the Bicycle and Pedestrian Advisory Committee? Yes ☒ No ☐

If "YES," identify the date and provide a copy or link to the agenda.

If "NO," provide an explanation).

B. Has the project been approved by the claimant's governing body? Yes ☒ No ☐

If "NO," provide expected date: _____

C. Has this project previously received TDA Article 3 funding? Yes ☐ No ☐

(If "YES," provide an explanation on a separate page)

D. For "bikeways," does the project meet Caltrans minimum safety design criteria pursuant to [Chapter 1000 of the California Highway Design Manual](#)? Yes ☒ No ☐

E. 1. Is the project categorically exempt from CEQA, pursuant to CCR Section 15301(c), Existing Facility? Yes ☐ No ☒

2. If "NO" above, is the project is exempt from CEQA for another reason? Yes ☐ No ☒

Cite the basis for the exemption. _____

N/A ☒

If the project is not exempt, please check "NO," and provide environmental documentation, as appropriate.

F. Estimated Completion Date of project (month and year): _____ June 2026 _____

G. Have provisions been made by the claimant to maintain the project or facility, or has the claimant arranged for such maintenance by another agency? (If an agency other than the Claimant is to maintain the facility, please identify below and provide the agreement. Yes ☒ No ☐

H. Is a Complete Streets Checklist required for this project ?

Yes ☒ No ☐

If the amount requested is over \$250,000 or if the total project phase or construction phase is over \$250,000, a Complete Streets checklist is likely required. Please attach the Complete Streets checklist or record of review, as applicable. More information and the form may be found here: <https://mtc.ca.gov/planning/transportation/complete-streets>

SOLANO TRANSPORTATION AUTHORITY
RESOLUTION NO. 202-08

**SUBMITTAL OF COUNTYWIDE COORDINATE CLAIM TO THE METROPOLITAN
TRANSPORTATION COMMISSION FOR THE ALLOCATION OF
FISCAL YEAR 2025-26 TRANSPORTATION DEVELOPMENT ACT ARTICLE 3
PEDESTRIAN AND BICYCLE PROJECT FUNDS TO
CLAIMANTS IN SOLANO COUNTY**

WHEREAS, Article 3 of the Transportation Development Act (TDA), Public Utilities Code (PUC) Section 99200 et seq., authorizes the submission of claims to a regional transportation planning agency for the funding of projects exclusively for the benefit and/or use of pedestrians and bicyclists; and

WHEREAS, the Metropolitan Transportation Commission (MTC), as the regional transportation planning agency for the San Francisco Bay region, has adopted MTC Resolution No. 4108, Revised, which delineates procedures and criteria for submission of requests for the allocation of TDA Article 3 funds; and

WHEREAS, MTC Resolution No. 4108, Revised requires that requests from eligible claimants for the allocation of TDA Article 3 funds be submitted as part of a single, countywide coordinated claim, composed of certain required documents; and

WHEREAS, the Solano Transportation Authority has undertaken a process in compliance with MTC Resolution No. 4108, Revised for consideration of project proposals submitted by eligible claimants of TDA Article 3 funds in Solano County, and a prioritized list of projects, included as Attachment A of this resolution, was developed as a result of this process; and

WHEREAS, each claimant in Solano County whose project or projects have been prioritized for inclusion in the fiscal year 2025-26 TDA Article 3 countywide coordinated claim, has forwarded to the Solano Transportation Authority a certified copy of its governing body resolution for submittal to MTC requesting an allocation of TDA Article 3 funds; now, therefore, be it

RESOLVED, that the Solano Transportation Authority approves the prioritized list of projects included as Attachment A to this resolution; and furthermore, be it

RESOLVED, that the Solano Transportation Authority approves the submittal to MTC, of the Solano County fiscal year 2025-26 TDA Article 3 countywide, coordinated claim, composed of the following required documents:

- A. transmittal letter
- B. a certified copy of this resolution, including Attachment A;
- C. one copy of the governing body resolution and required attachments, for each claimant whose project or projects are the subject of the coordinated claim;
- D. a description of the process for public and staff review of all proposed projects submitted by eligible claimants for prioritization and inclusion in the countywide, coordinated claim;

- E. confirmation that each project meets Caltrans' minimum safety design criteria and is ready to implement within the next fiscal year.

This resolution was adopted by Solano Transportation Authority on July 9, 2025 by the following vote:

Mitch Mashburn, STA Board Chair
Solano Transportation Authority

Passed by the Solano Transportation Authority (STA) Board on this 9th day of July 2025 by the following vote:

Ayes: _____

Nos: _____

Absent: _____

Abstain: _____

Attest: _____
Johanna Masclat
Clerk of the Board

I, Daryl K. Halls, the Solano Transportation Authority Executive Director, do hereby certify that the above and foregoing resolution was introduced, passed and adopted by said Authority at the regular meeting thereof held this 9th day of July 2025.

Daryl K. Halls, Executive Director
Solano Transportation Authority

**SOLANO TRANSPORTATION AUTHORITY
RESOLUTION NO. 2025-08**

ATTACHMENT A

**SUBMITTAL OF COUNTYWIDE COORDINATE CLAIM TO THE METROPOLITAN
TRANSPORTATION COMMISSION FOR THE ALLOCATION OF
FISCAL YEAR 2025-26 TDA-3 PEDESTRIAN AND BICYCLE PROJECT FUNDS
TO CLAIMANTS IN SOLANO COUNTY**

Prioritized List of Projects

	Agency	Short Title Description of Project	TDA Article 3 Allocated	Total Project Cost
1.	STA	State Route 37/Fairgrounds Drive Interchange Project	\$400,000	\$29.965
2.	Fairfield	East Tabor Tolenas Safe Routes to School Project	\$132,820	\$5.029
3.				
		Totals	\$532,820	\$34.994

THIS PAGE IS INTENTIONALLY LEFT BLANK.



DATE: June 27, 2025
TO: STA Board
FROM: Dulce Jimenez, Assistant Planner
RE: Bay Area Air District Transportation Funds for Clean Air (TFCA) 40% Fund
Program Fiscal Year (FY) 2025-26 Draft Funding Recommendations

Background:

The Bay Area Air District Transportation Fund for Clean Air (TFCA) is collected from a \$4 fee on all vehicle registrations within the Air District's boundaries. The initial 60% of these funds are applied to the TFCA Regional Program, which is administered by the Bay Area Air District. The remaining 40% is distributed to each Bay Area County Congestion Management Agency (CMA) through the TFCA 40% Fund Program.

The Bay Area Air District, in coordination with the nine CMA's, establishes TFCA policies for both programs annually. TFCA discretionary funds can be programmed towards Active Transportation and clean air projects, such as electric charging stations and rideshare programs. There is an estimated total of \$330,525 in TFCA 40% Funds available for programming in FY 2025-26 by STA.

Southwestern portions of Solano County are eligible to apply for these funds. This area includes the cities of Benicia, Fairfield, Suisun City, and Vallejo, as well as the adjacent unincorporated areas. The Yolo-Solano Air Quality Management District provides similar funding (i.e. Clean Air Funds through a different process) for the remaining cities of Dixon, Rio Vista, Vacaville, and the adjacent unincorporated areas.

All eligible projects must meet cost-effectiveness requirements that demonstrate the capabilities of the projects to advance air emission reduction goals. Project sponsors must submit monitoring reports twice a year. The next round of monitoring reports is due in October 2025. STA staff aims to identify projects that align well with the goals of both Bay Area Air District and STA.

Discussion:

On May 14, 2025 STA Board issued a Call for Projects for the remaining balance of \$55,525 in TFCA 40% Funds with the application deadline on June 9, 2025. STA staff will review the submitted applications and calculate the cost-effectiveness benefit before providing an approval recommendation to the STA Board at their July 9, 2025, meeting. STA staff worked with potential project sponsors to determine project eligibility and the maximum amount available for their project type based on their cost-effectiveness. As part of this funding cycle, STA staff received (3) grant applications, from the City of Benicia, City of Suisun City and County of Solano.

1. City of Benicia requested \$45,000 for its Cambridge Drive Class II/III Bikeway Project for a total project cost of \$425,000.
2. City of Suisun City requested \$35,000 for its Blossom Avenue Traffic Calming Project for a total project cost of \$35,000.
3. County of Solano requested \$55,525 for its Vallejo Sidewalk Connector Project for a total project cost of \$1.4 million.

STA staff reviewed the submittals and considered previous TFCA funding allocations, project readiness, and deliverability to develop a level of certainty that the project identified will be completed within the funding deadline of two fiscal years. As a result, STA staff is recommending programming \$55,525 to the County of Solano Vallejo Sidewalk Connector Project, which also meets the cost-effectiveness requirements set by the Bay Area Air District.

Due to limited TFCA funding availability in this current cycle, STA staff is recommending that Benicia's Cambridge Drive Class II/III Bikeway and Suisun City's Blossom Avenue Traffic Calming projects be submitted as part of FY 2026-27 TFCA call for projects.

Attachment A provides additional project details regarding STA's Draft Fiscal Year 2025-26 TFCA funding recommendations.

At their meeting on June 25, 2025, the STA TAC unanimously approved the recommendation to forward for STA Board approval at their meeting on July 9, 2025.

Fiscal Impact:

The FY 2025-26 Transportation Fund for Clean Air (TFCA) 40% Fund discretionary capacity is estimated to be \$330,525. Funds are provided by the Bay Area Air District. \$175,000 was approved for the Solano Mobility Employer Program, and \$100,000 to fund the State Route Fairgrounds Drive Interchange Project.

Recommendation:

Approve the programming of FY 2025-26 Transportation Fund for Clean Air (TFCA) 40% Fund for the County of Solano Vallejo Sidewalk Connector Project in the amount of \$55,525.

Attachment:

- A. Fiscal Year 2025-26 TFCA Draft Funding Recommendations

FISCAL YEAR (FY) 2025-26 BAY AREA AIR DISTRICT TRANSPORTATION FUND FOR CLEAN AIR FUND (TFCA) 40% FUND
STA DRAFT TFCA FUNDING RECOMMENDATIONS

TOTAL FUNDING AVAILABLE		\$55,525					
PROJECT SPONSOR	PROJECT NAME	PROJECT DESCRIPTION	FUNDING REQUESTED	ESTIMATED DATE OF CON	PROJECT COST	COMMITTED FUNDING	TFCA DRAFT RECOMMENDATIONS
County of Solano	Vallejo Sidewalk Connector Project	Solano County, in partnership with the City of Vallejo, proposes a sidewalk gap closure project to improve pedestrian safety and accessibility. The project will construct sidewalks in the following four (4) locations: Benicia Road (Glen Cove Road to 0.2 west of Glen Cove Rd), Cypress Ave (Phillips St to 270' south of Phillip St), Phillip St (Cypress Ave to Thomans Ave) and Reis Ave (Woodrow Ave to end). These improvements will close critical gaps in the pedestrian network and enhance safety for existing walkers. Specifically, students walking to St. Patrick St. Vincent High School will benefit from a safer route, and residents of the Starr Subdivisions will gain direct pedestrian access to Curtola Parkway, home to a park-and-ride facility and multiple bus stops.	\$55,525	Estimated End Date of the Project: March 2026	\$1,418,336	\$1,362,811	\$55,525
City of Benicia	Cambridge Drive Class II/III Bikeway Project	The Cambridge Drive Class II/III Bikeway consists of installing of striping for a new 2,700-foot Class III bikeway and a new 1,900-foot Class II shared bicycle route. The Class II bikeway includes installation of a 5' wide bicycle line on both sides of Cambridge Drive between Rose Drive and Capitol Drive. This bike lane would be buffered from the 11' wide vehicle travel lane by 2' wide bikeway buffer. Striping and signage for a Class III shared bicycle route would be installed along Cambridge Drive between Capitol Drive and Hastings Drive, consisting of signage and sharrows. The installation of the striping would be accomplished after significant pavement rehabilitation on Cambridge Drive between Rose Drive and Capitol Drive, scheduled for Construction in 2026.	\$45,000	CON Jul 2026 - Aug 2026	\$425,000	\$380,000	FY26-27
City of Suisun City	Blossom Avenue Traffic Calming Project	This project entails an in-house design and procurement installation of two solar powered radar speed signs along Blossom Avenue corridor, specifically in the segment that connects to the McCoy Creek Trail. Vehicular speeding has been an issue on this road segment, which is a Safe Routes to School for students who attend the nearby Suisun Elementary. These radar speed signs will serve as traffic calming measures to enhance safety and reduced vehicle speeds in this area. The installation of the radar signs will be strategically integrated with a boader set of traffic safety improvements planned for Blossom Avenue Segment. Roadway improvemesnt will include the application of a new centerline striping, edge line striping, rumble strips, and the installation of 25 MPH speed limit pavement markings and signs. The upgrades are part of the City's Summer 2025 paving project.	\$35,000	CON Sept 2025 - October 2025	\$35,000	\$0	FY26-27
TOTAL SUM OF FUNDING REQUESTS			\$135,525			TFCA REC ALLOCATION	\$55,525

THIS PAGE IS INTENTIONALLY LEFT BLANK.



DATE: July 9, 2025
TO: STA Board
FROM: Sean Person, Legislative Assistant
RE: Legislative Update

Background:

Each year, STA staff monitors state and federal legislation that pertains to transportation and related issues. On January 8, 2025, the STA Board approved its 2025 Legislative Platform to provide policy guidance on transportation legislation and the STA's legislative activities during 2025.

Monthly legislative updates are provided by STA's state and federal lobbyists and are attached for your information (Attachments A and B). An updated Legislative Bill Matrix listing state bills of interest is available at: <https://sta.ca.gov/operations/legislative-program/current/>

Discussion:

The STA continues to sponsor Assembly Bill 697 (AB 697), which was first introduced to the California State Legislature by Assemblymember Lori Wilson (D-11). AB 697 seeks to authorize State Route 37 corridor improvements to advance in a cost-effective and environmentally beneficial procedure by permitting the projects under the California Endangered Species Act (CESA) process for authorized take of fully protected species. AB 697 has passed through the California State Assembly Floor and currently is set for hearing on July 8, 2025, at the Senate Natural Resources and Water Committee.

STA's State Lobbyist, Shaw Yoder Antwih Schmelzer & Lange (SYASL), recommends that the STA take an official supporting position on the following two (2) bills:

SB 71 (Wiener) CEQA Exemptions for Transit Projects

This bill would extend indefinitely the current January 1, 2030 sunset date established by SB 922 (Wiener, 2022) for statutorily authorized CEQA exemptions for transit and transportation projects, add additional project-types to the list of exemptions (transit operational analysis, bus stops, bus shelters), and make substantive procedural changes surrounding board actions (i.e. board process for establishing a project's cost estimate).

AB 394 (Wilson) Transit Safety

Co-Sponsored by the California Transit Association, this bill would enhance the safety and security of California's public transportation systems by strengthening protections for transit operators, employees, and passengers. The bill accomplishes this goal by applying enhanced penalties for assaults to all transit employees, as well as updated provisions for temporary restraining orders for transit systems.

Both of these bills were presented at STA advisory committees, Solano Intercity Transit Consortium and the Technical Advisory Committee, and have received zero (0) comments from voting members.

State Legislative Update (Shaw/Yoder/Antwih/Schmelzer/Lange):

As of June 6, all active legislation has passed its house of origin and is now being reviewed in the second house. Bills must clear policy committees in their second house by July 18, ahead of the Legislature's scheduled summer recess. On May 23, the Legislature's fiscal committees held extensive suspense file hearings, considering 1,098 bills and holding 32% of them in committee. These developments mark an intense period of policymaking and negotiation ahead of the start of the new fiscal year on July 1.

Governor Newsom released his revised Fiscal Year 2025–26 budget proposal (the "May Revise") on May 14. To address a projected \$12 billion budget shortfall, the Governor proposed a combination of spending cuts, fund delays, fund shifts, and withdrawals from the state's Rainy Day Fund. Notably, the proposal included significant reductions to transit-related programs funded through the Greenhouse Gas Reduction Fund (GGRF), including a reduction of Transit and Intercity Rail Capital Program (TIRCP) funding from \$1 billion to \$812 million for the upcoming fiscal year.

In tandem, the Governor announced plans to reauthorize the state's Cap-and-Trade program, rebranded as "Cap-and-Invest," extending the program through 2045 to align with California's carbon neutrality goals. However, the proposal raised serious concerns by eliminating nearly all current GGRF-funded programs starting in FY 2025–26, except for a guaranteed \$1 billion annually for High-Speed Rail and \$1.5 billion for CAL FIRE—an agency historically funded through the General Fund. Programs at risk of elimination included LCTOP, the Affordable Housing and Sustainable Communities (AHSC) program, and \$700 million in out-year Zero-Emission Transit Capital Program (ZETCP) funds for FYs 2026–27 and 2027–28.

Updates on the following are detailed in Attachment A:

- Legislative Update
- STA Sponsored Legislation
- State Budget Agreement
- Bills of Interest

Federal Legislative Update (Akin Gump):

Updates on the following are detailed in Attachment B:

- Reconciliation Legislation
- Appropriations
- Department of Transportation/Congressional Update
- Bills of Interest

Fiscal Impact:

None.

Recommendation:

Authorize the Executive Director to approve the following:

1. Support position on SB 71 and AB 394; and
2. Authorize the Executive Director to submit a Letter of Support on behalf of the STA for SB 71 and AB 394.

Attachments:

- A. State Legislative Update
- B. Federal Legislative Update

THIS PAGE INTENTIONALLY LEFT BLANK.



June 20, 2025

TO: Board of Directors - Solano Transportation Authority

FM: Matt Robinson & Michael Pimentel - Shaw Yoder Antwih Schmelzer & Lange

RE: **STATE LEGISLATIVE UPDATE – July 2025**

Legislative Update

The Legislature’s fiscal committees met on May 23 for their suspense file hearings. As part of these marathon hearings, the committees acted on 1,098 bills, holding 32% of them in committee. Bills that advanced to the Assembly or Senate Floor had until June 6 to pass to their second house to meet the “House of Origin” deadline. All currently active bills are now in the second house for policy committee hearings and have until July 18 to pass out of policy committees in the second house. The Legislature will break for summer recess on July 18 and will return to Sacramento on August 18. For information about key legislative and budget deadlines, please see the 2025 Legislative Calendar available [here](#).

STA Sponsored Legislation

AB 697 (Wilson) – STA’s sponsored bill – would enable SR 37 corridor improvements to advance by permitting the projects under the California Endangered Species Act process for the authorized take of four fully protected species. The bill currently enjoys support from STA, Napa Valley Transportation Authority, Sonoma County Transportation Authority, MTC, Bay Area Council, North Bay Leadership Council, Transportation California, and numerous construction labor organizations. The bill passed the Assembly Water, Parks, and Wildlife Committee 12-0 on April 29, the Assembly Appropriations Committee 15-0, and off the Assembly Floor 70-0. This bill is current in the Senate Natural Resources and Water Committee awaiting a hearing date.

State Budget Agreement

As you know, Governor Newsom released his “May Revise” to the Proposed Fiscal Year (FY) 2025-26 budget on May 14. In order to address an estimated \$12 *billion* budget shortfall, the Governor proposed a variety of spending reductions, delays, fund shifts, and withdrawals from the State’s rainy-day fund. Critically, this included proposed reductions to the formula-based Transit Intercity Rail and Capital Program (TIRCP) for Fiscal Year 2025-26, as established by the Budget Act of 2023 (AB 102 / SB 125), from \$1 billion to \$812 million.

At the same time, the Governor announced his plan to reauthorize California’s Cap-and-Trade program, now renamed *Cap-and-Invest*. This program provides billions of dollars annually to the Greenhouse Gas Reduction Fund (GGRF) and funds a variety of transit programs (TIRCP, LCTOP, ZETCP). The Governor proposed to extend the program to 2045 to provide greater market certainty and align with California’s

existing 2045 carbon-neutrality goal, but also proposed to eliminate *all* current GGRF expenditures and programs starting in FY 2025-26, save for two: a guaranteed \$1 billion annually for High Speed Rail, and \$1.5 billion annually (rising eventually to \$1.9 billion) for CAL FIRE, an agency traditionally funded through the State's General Fund. All other programs would be subject to re-negotiation.

In other words, his "plan" could eliminate future continuous appropriations to the Low Carbon Transit Operations Program (LCTOP) and the Transit Intercity Rail and Capital Program (TIRCP), as well as eliminate \$188 million in FY 2025-26 funding for the formula-based TIRCP (as described above) and \$700 million in out-year funding for the Zero-Emission Transit Capital Program (ZETCP) committed in FYs 2026-27 through 2027-28. Continuous appropriations to the transit / housing Affordable Housing Sustainable Communities (AHSC) program would also be eliminated. In public forums, the Administration stated its intent to continue to fund transit, but with \$2.5 billion already spoken for, any funding would be at significantly lower levels. To add more bad news, instead of the Governor's proposal reassuring the market, as intended, the quarterly Cap-and-Trade auction held on May 21 was the worst performing iteration since 2021. The sale generated just \$595 million, *half* of the May auction from 2024. All of which is to say that unless the market bounces back the Governor's plan could significantly overextend the state's funding commitments from the GGRF, beginning this coming fiscal year.

In response, stakeholder groups mobilized to defend transit investments and advocate for a Cap-and-Invest plan that honors all existing current commitments from the GGRF and at least maintains – if not increases – the level of funding to transportation and housing programs.

So far, the advocacy has paid off. On June 9, the Senate President pro Tempore Mike McGuire (D-North Bay) and Assembly Speaker Robert Rivas (D-Salinas) announced that their two houses had reached an agreement on the FY 2025-26 state budget to serve as the Legislature's starting point for negotiations with Governor Newsom, as the three parties work to reach agreement on a final budget by the start of the fiscal year on July 1.

The two-party agreement brings good news for California transit agencies, as it would reject the Governor's proposed cuts to Senate Bill 125's formula TIRCP and ZETCP as well as to TIRCP Cycle 6, restoring \$1.078 billion in GGRF for these programs. It also reduces the proposed \$1.5 billion annual commitment from the GGRF to CAL FIRE to \$500 million in FY 2025-26 and \$500 million in FY 2026-27.

Additionally, the two-party agreement would provide a \$750 million emergency loan capacity to select Bay Area transit agencies (AC Transit, BART, Caltrain, and SF Muni) "as they work through fiscal challenges until local revenues stabilize." This loan is proposed to be included in the budget in lieu of the \$2 billion ask for new transit monies championed by Senator Jesse Arreguin (D-Berkeley) and Assemblymember Mark González (D-Los Angeles) and supported by many stakeholders. The budget summary notes that this loan will be available over two years and will only be made available if the agencies can demonstrate an ability to repay them. Specific terms of the loans will be finalized in budget trailer bill language.

Lastly, the two-party agreement defers for now a decision on extending the Cap-and-Trade program and takes no additional action on Greenhouse Gas Reduction Fund expenditures, including for continuous

TIRCP and LCTOP. Such language and additional action is expected in the months ahead, following further negotiations between the Governor and Legislature on reauthorization of the program and GGRF expenditures.

The Legislature will continue its negotiations with Governor Newsom and will at some point introduce a “Budget Bill Jr.” to adjust the budget to reflect its final agreement with the Governor.

Bills of Interest

SB 63 (Wiener) Regional Measure – WATCH

This bill states that it is the “intent of the Legislature to enact legislation authorizing a revenue measure to invest in transportation, including to, at a minimum, sustain and improve public transportation, in the San Francisco Bay area. It is the further intent of the Legislature that the details of this authorizing legislation, including the specific geography of the measure, be based on continued stakeholder engagement and consensus building, building off of a robust regional engagement process led by the Metropolitan Transportation Commission in 2024.”

SB 71 (Wiener) CEQA Exemptions for Transit Projects – RECOMMEND SUPPORT

This bill would extend indefinitely the current January 1, 2032 sunset date established by SB 922 (Wiener, 2022) for statutorily authorized CEQA exemptions for transit and transportation projects, add additional project-types to the list of exemptions (transit operational analysis, bus stops, bus shelters), and make substantive procedural changes surrounding board actions (i.e. board process for establishing a project’s cost estimate).

SB 79 (Wiener) Transit Oriented Development – WATCH

This bill would require that a residential development proposed within one-half or one-quarter mile of a transit-oriented development stop be an allowed use on any site zoned for residential, mixed, commercial, or light industrial development. A transit-oriented development stop is defined as a site with an existing rail or bus rapid transit station, a ferry terminal, or the intersection of two or more high frequency bus stops. SB 79 also requires that the development be eligible for streamlined, ministerial approval.

SB 239 (Arreguín) Brown Act Teleconferencing Advisory Bodies – WATCH

This bill would authorize a subsidiary body, as defined in the bill, to use alternative teleconferencing provisions and would impose requirements for notice, agenda, and public participation. The bill would require the subsidiary body to post the agenda at each physical location designated by the subsidiary body and make it open to the public. If elected officials serve on the subsidiary body, they would be required to adhere to the status quo ante for teleconferencing under the Brown Act, meaning they would need to post the meeting location and make it open to the public. This bill is co-sponsored by the League of Cities and State Association of Counties (CSAC).

SB 496 (Hurtado) Advanced Clean Fleets – SUPPORT

This bill would create flexibility within the Advanced Clean Fleets (ACF) regulation to help local agencies better comply with the regulation. SB 496 would establish an ACF Appeals Advisory Committee, ensure disaster service workers are able to effectively respond to emergency situations, and provide some much-needed reforms for compliance. SB 496 extends the emergency vehicle exemption to those

vehicles that respond to emergency situations and vehicles that are used by disaster services workers. Furthermore, SB 496 modifies the requirements of the daily usage exemption, removing another barrier for local agencies to comply with the regulation. ***This bill was held in Senate Appropriations.***

SB 707 (Durazo) Brown Act Reform – WATCH

Authored by the Senate Local Government Committee Chair, this bill would make a number of changes to the Brown Act, including authorizing the legislative body of a local agency to use teleconferencing during a proclaimed state of emergency or local emergency if certain conditions are met and re-authorizing remote participation authority for just cause as constituted by AB 2449 (Rubio). SB 707 would also create a process for subsidiary bodies to meet remotely, and would permit certain members participating remotely to count toward in-person quorum requirements (ADA, under 18, etc.). This bill contains several other provisions related to the Brown Act, including new translation requirements for meeting materials.

AB 259 (Rubio) Brown Act Teleconferences – WATCH

Existing law authorizes local agencies to use teleconferencing for board/council members under certain circumstances (illness, caring for others, travel, etc.) as long as a quorum of the members participate in person from the same location identified on the agenda and that the location is open to the public and in within the local agency's jurisdiction. Existing law establishes limits on the number of meetings members may participate in via teleconference to two meetings per year if the legislative body regularly meets once per month or less. These provisions sunset on January 1, 2026. This bill would remove the sunset date and extend the alternative teleconferencing procedures indefinitely.

AB 390 (Wilson) Highway Safety – RECOMMEND SUPPORT

Existing law requires drivers approaching marked Caltrans vehicles displaying flashing lights to approach with caution, change lanes, or slow down. This bill would expand that requirement to apply to all marked highway maintenance vehicles, including vehicles owned or operated by local agencies or under contract with local agencies, and would make those requirements applicable to vehicles displaying flashing hazard lights or another warning device, including, but not limited to, cones, flares, or retroreflective devices.

AB 394 (Wilson) Transit Safety – RECOMMEND SUPPORT

Co-Sponsored by the California Transit Association, this bill would enhance the safety and security of California's public transportation systems by strengthening protections for transit operators, employees, and passengers. The bill accomplishes this goal by applying enhanced penalties for assaults to all transit employees, as well as updated provisions for temporary restraining orders for transit systems.

AB 810 (Irwin) Internet Website Requirements

This bill would expand on existing law to require special districts, joint powers authorities, or other political subdivisions to maintain an internet website with a ".gov" or ".ca.gov" domain. Special districts, joint powers authorities, or other political subdivisions would have until January 1, 2031, to comply with this requirement. While these domains themselves are free, the associated downstream costs for local agencies and districts are very concerning. These include added costs to migrate to the new domain and corresponding email addresses, implementing network login changes, multi-factor authentication,

encryption, website redesign, and updating public materials, social media, and more. This would result in significant costs and staff time, for arguably marginal benefits. ***This is a two-year bill.***

THIS PAGE INTENTIONALLY LEFT BLANK.

MEMORANDUM

June 20, 2025

To: Solano Transportation Authority

From: Akin Gump Strauss Hauer & Feld LLP

Re: June Report

In June, Akin monitored developments in Washington, including the appropriations process and federal funding opportunities.

Reconciliation Legislation

On May 22, the House approved the “One Big Beautiful Bill” by a 215-214 vote. The bill increases funding for defense, border security and tax cuts by cutting funding for certain programs funded under the Inflation Reduction Act and Infrastructure Investment and Jobs Act, winding down clean energy tax credits and making changes to Medicaid.

The relevant Senate Committees have drafted their own bill which is different from the Senate bill in several respects, including that it allows certain clean energy tax credits to stay in place for a longer period, but also cuts funding for Medicaid even more than the House bill. The intent of Senate Republican leadership is to pass the Senate bill before the July 4 recess. However, several Senate Republicans have voiced concerns about the bill which run the gamut from opposing reductions in Medicaid and SNAP funding, the phase out of clean energy tax credits and overall spending. If the bill passes the Senate, then the House and Senate must reconcile the two bills. With Republicans having a narrow majority in both chambers, the pathway to passage is tight. The bill also includes an extension of the debt limit, which would require that Congress pass the bill and the President sign it into law before the August recess.

Fiscal Year 2026 Appropriations

On May 30, the Trump Administration [released](#) its full fiscal year 2026 budget proposal. The full proposal added little detail to the skinny budget but proposes significant cuts to housing and community development programs and the creation of a State Rental Assistance Block Grant. Key transportation-related [proposals](#) in the budget include:

- \$21.2 billion for public transit in fiscal year 2026, a \$210 million increase from the fiscal year 2025 enacted level.
- \$16.5 billion for passenger and freight rail, a \$316 million increase from fiscal year 2025 enacted level.

June 20, 2025

Page 2

The President's [budget](#) also increases funding for the below programs:

- Infrastructure for Rebuilding America Program ("INFRA"): \$770 million
- Rail Safety and Infrastructure Grants: \$500 million

House Appropriations Committee Chair Tom Cole (R-OK) released the markup [schedule](#) for fiscal year 2026 bills. The Transportation, Housing and Urban Development bill is scheduled for subcommittee markup on July 14, with full committee markup to follow on July 17.

Department of Transportation Update

On May 21, the DOT [announced](#) \$200,000 in funding for the FY2025 Commercial Motor Vehicle Operator Safety Training Program. City and county governments are eligible to apply for funding to provide specialized training for individuals seeking to obtain a commercial driver's license. The DOT expects to award 25 grants and applications are due on July 20, 2025.

On May 21, the DOT [announced](#) \$46.6 million in funding for the FY2025 High Priority Commercial Motor Vehicle ("CMV") Program. City and county governments are eligible to apply for funding to implement projects that address high-priority CMV safety issues. The DOT expects to award 30 grants and applications are due on July 20, 2025.

On May 21, the DOT [announced](#) \$40 million in funding for the Innovative Technology Deployment Program. State governments are eligible to apply for funding to promote the deployment of intelligent transportation system applications for CMV operations. The DOT expects to award 35 grants. Applications are due on July 20, 2025.

On June 2, the DOT [announced](#) nearly \$4.9 billion in funding for the Bridge Investment Program. States, local governments, and metropolitan planning organizations are eligible to apply for funding to support major bridge projects. The DOT expects to award 50 grants. Applications are due on August 1, 2025.

On June 6, the DOT [announced](#) \$89.4 million in funding for the FY2025 Commercial Driver's License ("CDL") Implementation Program. States, city, and county governments are eligible to apply for funding to carry out and improve the national CDL program. The DOT expects to award 55 grants. Applications are due on July 7, 2025.

On June 16, Secretary Duffy [warned](#) that the DOT could withhold transportation funding from states or cities that don't cooperate with ICE, describing them as "rogue state actors." This reflects broader federal pressure on sanctuary jurisdictions.

June 20, 2025

Page 3

Congressional Update

On June 11, the House Transportation and Infrastructure Committee marked up and [approved](#) 10 bills, including seven focused on easing veterans into transportation careers, reforming federal building utilization, enhancing oversight of water resources, and boosting aviation safety.

On June 11, the Senate Commerce, Science and Transportation Committee held a confirmation [hearing](#) for Bryan Bedford, nominee to be Administrator of the Federal Aviation Administration. During the hearing, Chairman Ted Cruz (R-TX) emphasized the importance of advanced technology, modernizing the American aviation system, and safety improvements. Bedford is now awaiting a vote on the Senate floor on his nomination.

On June 18, the Senate Subcommittee on Surface Transportation, Freight, Pipelines, and Safety held a [hearing](#) on U.S. freight and passenger rail networks. The hearing focused on the current state of U.S. freight and passenger rail networks, as well as ways to modernize the networks, including emerging technologies. Witness Ian Jefferies, President and CEO of the Association of American Railroads, [emphasized](#) safety as a top priority for railroads and encouraged industry-wide investment in advanced infrastructure, technology and safety training. Sen. Ted Cruz (R-TX) also spoke at the hearing and highlighted the rise of intercity passenger rails, noting the importance of advanced technology in freight systems.

Bills of Interest

On May 20, Rep. Donald Beyer (D-VA) introduced [H.R.3505](#) in the House. The bill would direct the Secretary of Transportation to establish a grant program to provide funding to install suicide barriers on certain infrastructure, including bridges, highway-rail grade crossings and rail stations. There are [12 cosponsors](#) for the bill. The bill was referred to the House Committee on Transportation and Infrastructure.

On May 21, Rep. David Valadao (R-CA) introduced [H.R.3572](#) in the House. The bill would make projects in counties that have an annual gross agricultural production value of at least \$1 billion and agricultural production of at least \$500,000 per square mile, for all crops and livestock sold, adjusted annually for inflation eligible for funding under the rural surface transportation grant program. Reps. Vince Fong (R-CA), Sheila Cherfilus-McCormick (D-FL), and Jim Costa (D-CA) cosponsored the bill. The bill was referred to the House Committee on Transportation and Infrastructure.

On May 29, Rep. Kevin Mullin (D-CA) introduced [H.R.3648](#) in the House. The bill would direct the Secretary of Transportation to make grants for innovative transcription and translation

June 20, 2025

Page 4

technology to improve the transit rider experience for deaf, hard of hearing, and limited English proficient individuals. There are no cosponsors for the bill. The bill was referred to the House Committee on Transportation and Infrastructure.

On June 4, Rep. Steve Cohen (D-TN) introduced [H.R.3712](#) in the House. The bill would require States to establish complete streets programs. These programs aim to design and maintain streets to accommodate all users safely, including pedestrians, bicyclists, motorists, and transit riders. There are [5 cosponsors](#) for the bill. The bill was referred to the House Committee on Transportation and Infrastructure.

On June 4, Rep. Greg Stanton (D-AZ) introduced [H.R.3738](#) in the House. The bill would amend the Robert T. Stafford Disaster Relief and Emergency Assistance Act to provide for assistance to States and local governments in response to extreme heat events. Rep. Michael Lawler (R-NY) cosponsored the bill. The bill was referred to the House Committee on Transportation and Infrastructure.

On June 10, Rep. Bill Huizenga (R-MI) introduced [H.R.3880](#) in the House. The bill would direct the Secretary of Transportation to withhold 10% of certain highway apportionments from States that do not make reasonable efforts to prohibit individuals who are not performing work on behalf of a federal, state, or local government from knowingly and recklessly obstructing lawful vehicle transportation on federal-aid highways in the state in a manner that endangers the safety or health of the public. Reps. David Kustoff (R-TN-8) and John Moolenaar (R-MI) cosponsored the bill. The bill was referred to the House Committee on Transportation and Infrastructure.

On June 12, Rep. Dusty Johnson (R-SD) introduced [H.R.3972](#) in the House. The bill would authorize funding for electric vehicle charging infrastructure programs to be used for other highway projects. Reps. Jefferson Shreve (R-IN) and Jeff Hurd (R-CO) cosponsored the bill. The bill was referred to the Committee on Transportation and Infrastructure, and in addition to the Committee on Energy and Commerce.



DATE: June 25, 2025
TO: STA Board
FROM: Nick Burton, Director of Projects
RE: 2026 State Highway Operation and Protection Program (SHOPP)

Background:

State Highway Operation and Protection Program (SHOPP) project development begins by Caltrans with the identification of individual transportation needs. These needs are bundled together into conceptual projects between 7 -10 years before construction. The projects are identified through periodic condition assessments and field reviews, through the biennial State Highway System Management Plan. Projects move from the conceptual stage to formal project planning 5-6 years before planned construction. Projects in the conceptual phase or formal project planning are in the process of determining scope, costs, and schedule. Formal project planning is the optimum time for stakeholder engagement because the scope of the project is being developed during this time.

Upon completion of formal project planning, SHOPP projects are ready for programming and fiscal commitment by the California Transportation Commission (CTC). They are guided by the developing Transportation Asset Management Plan (TAMP) and constrained to the funding in the adopted Fund Estimate. Funding for SHOPP projects is a mixture of state and federal taxes and fees on vehicle fuels, including the Road Maintenance and Rehabilitation Account created by Senate Bill 1 (SB 1) (Beall, 2017). Projects included in the program shall be limited to capital improvements relative to the maintenance, safety, operation, and rehabilitation of the state highway system that do not add new capacity to the system. They fall within one of the four asset management classes: pavement, bridges, culverts, and transportation management systems elements.

A ten-year Project Book shows how Caltrans provides a prioritized list of the individual projects based on their contribution to the overall health of the State Highway System that are needed to restore the to a condition that meets the performance targets:

- 98 percent of pavement on the state highway system be in good or fair condition
- 90 percent of culverts be in good or fair condition
- 90 percent of TMS units be in good condition
- Additional 500 bridges be fixed

These projects are all part of Caltrans' fix-it-first program, known as the SHOPP. It is a four-year document of funded projects and ten years of planned projects, that is adopted by the CTC after holding at least Northern and Southern California public hearings and a finding of consistency with the TAMP. The adopted SHOPP is submitted to the Legislature and the Governor not later than April 1 of each even-numbered year after reviewing project budgets, delivery milestone dates, and performance measures.

Discussion:

The 2024 SHOPP is the latest document which identified both the State Route (SR) 12 Complete Streets Project in Rio Vista and the SR 29 Complete Streets Project in Vallejo within the first four years allocating real funds for each. Also listed, were several segments of the SR 113

however the construction dates for the reconstruction were slated for fiscal year 28/29 and beyond. The Solano Transportation Authority (STA) has worked collaboratively with Caltrans staff to both identify and fully fund projects and deliver projects.

STA staff has identified needs in the State highway system for the upcoming 2024 SHOPP and is ultimately seeking from the Board approval of a priority list. The Tier 1 priority project being recommended is SR 113 from SR 12 to Cook Lane. This nine-mile road segment is currently included as a planned SHOPP road rehabilitation project scheduled for construction in 2028/29. Over the last few years, the insufficient structural section has been failing and exacerbated by increased truck traffic and above average precipitation totals. The road has degraded so severely and quickly that emergency repairs were required within the last two years, and more repairs are scheduled with Caltrans maintenance staff. A SHOPP project on this segment will rehabilitate the road and increase the structural section to accommodate the changes to climate and increased heavy truck traffic on with an earlier construction start date.

Tier 2 projects consist of a segment on SR 12 from .5 miles east of Lambie to Currie Road and SR 113 culvert and road rehabilitation improvements from Cook Lane to West Chestnut St in Dison. The SR 12 from .5 miles east of Lambie to Currie Road is a maintenance project that will preserve the improvements constructed along this stretch of highway roughly 15 years ago. The SR 113 culvert and road rehabilitation improvements from Creed Road to I-80 is also identified in the 2024 SHOPP as separate projects with construction of the last phase beginning fiscal year 2031/32.

During the creation of the current 2026 SHOPP, the STA priority list helped advance projects already identified in the Project Book by several years. With this request, we aim to hold the project schedule of the Tier 1 project which will establish it in the 4-year SHOPP therefore receiving an allocation of SHOPP funds.

Fiscal Impact

None.

Recommendation:

Authorize the Executive Director to submit the STA's SHOPP Priorities to Caltrans for consideration of the 2026 SHOPP as shown in Attachment A.

Attachment:

- A. STA 2024 SHOPP Priorities

ATTACHMENT A

Solano Transportation Authority's 2026 SHOPP Priorities	
Tier 1	State Route 113 Road Rehabilitation from State Route 12 to Cook Lane
Tier 2	SR 12 from .5 miles east of Lambie to Currie Road
	State Route 113 Culvert and Road Rehabilitation Improvements from Cook Lane to West Chestnut Street

THIS PAGE INTENTIONALLY LEFT BLANK.



DATE: July 9, 2025
TO: STA Board
FROM: Leslie Gould, Assistant Project Manager
RE: Approval of the Routes of Regional Significance Plan

Background:

On November 8, 2000, the STA Board approved its first Routes of Regional Significance (RORS) list. The list included the entire interstate and state highway system in Solano County, plus those existing local arterials that provided major points of access to the State highway system or provided regional connections between communities and key transportation facilities.

The initial list included routes that were deemed critical for maintaining existing mobility between and through cities. Existing traffic volumes and levels of service (at that time) were mainly used to develop the list. The associated map was also used for the initial traffic analysis in support of the Solano Comprehensive Transportation Plan (CTP), which was adopted in May 2002. The map was also used to update the Solano County Traffic Demand Model and was re-adopted without change in May 2005 as part of the 2005 CTP.

When the RORS list was first developed, it was assumed that new or other significant routes could be added to the system. The need to consider additional “reliever routes,” frontage roads, arterials, or major collector roads to this system was briefly discussed during STA TAC meetings in late 2006 and January 2007. However, it was decided that the RORS would be updated as part of the 2008 CTP process, which began in January 2008.

Discussion:

The most recent CTP was last updated in 2020 and is currently under revision. It consists of the following:

- Arterials, Highways, and Freeways (AHF) Element
- Transit and Rideshare Element
- Active Transportation Element
- Chapters for Land Use and Equity

The RORS are identified within the AHF Element. To be included within the RORS list, a proposed roadway segment needs to demonstrate that it meets at least one of the following criteria:

- All roadways in the Solano Congestion Management Program network
- Roadways providing access to and from Transit Facilities of Regional Significance
- Roadways providing access to and from major employment centers, identified by STA, with higher traffic volumes
- Roadways providing intercity and freeway/highway connections
- Roadways critical to providing countywide emergency response
- Roadways aligned with Solano County Active Transportation Program

Throughout its many revisions, the primary function of Solano's RORS has remained the same: They are the routes deemed critical to maintaining existing mobility between and through cities. However, the RORS list has also become an important component in prioritizing funding for the roadway networks in Solano County. For any project to receive state- or federal-level funding, it must appear within the Regional Transportation Plan.

Beginning in February 2023, STA has briefed the TAC throughout the development of the RORS Plan update. To date, the TAC has reviewed the CTP goals and objectives as well as the previously listed RORS criteria; and at its meeting on June 25, 2025, the TAC approved forwarding the RORS recommendations to the STA Board. Additionally, the updated maps/list of the RORS (Attachments A and B) were presented to the AHF Committee at its meeting on June 11, 2025, where the RORS were recommended to be forwarded.

Fiscal Impact:

None.

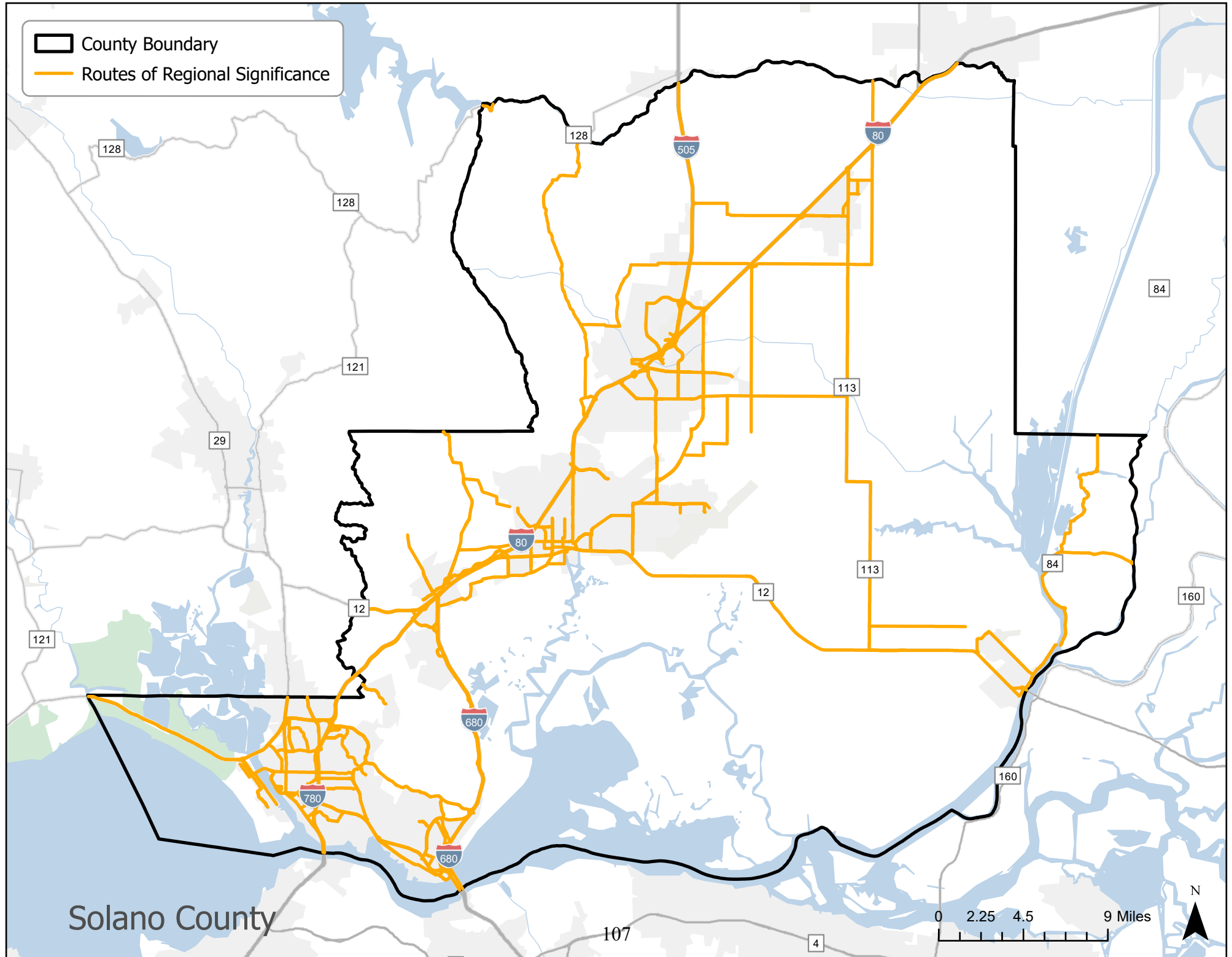
Recommendation:

To approve the Draft Routes of Regional Significance as shown in Attachment A for inclusion as part of the CTP update.

Attachments:

- A. Solano County Routes of Regional Significance Maps
- B. Solano County Routes of Regional Significance Spreadsheet

- County Boundary
- Routes of Regional Significance

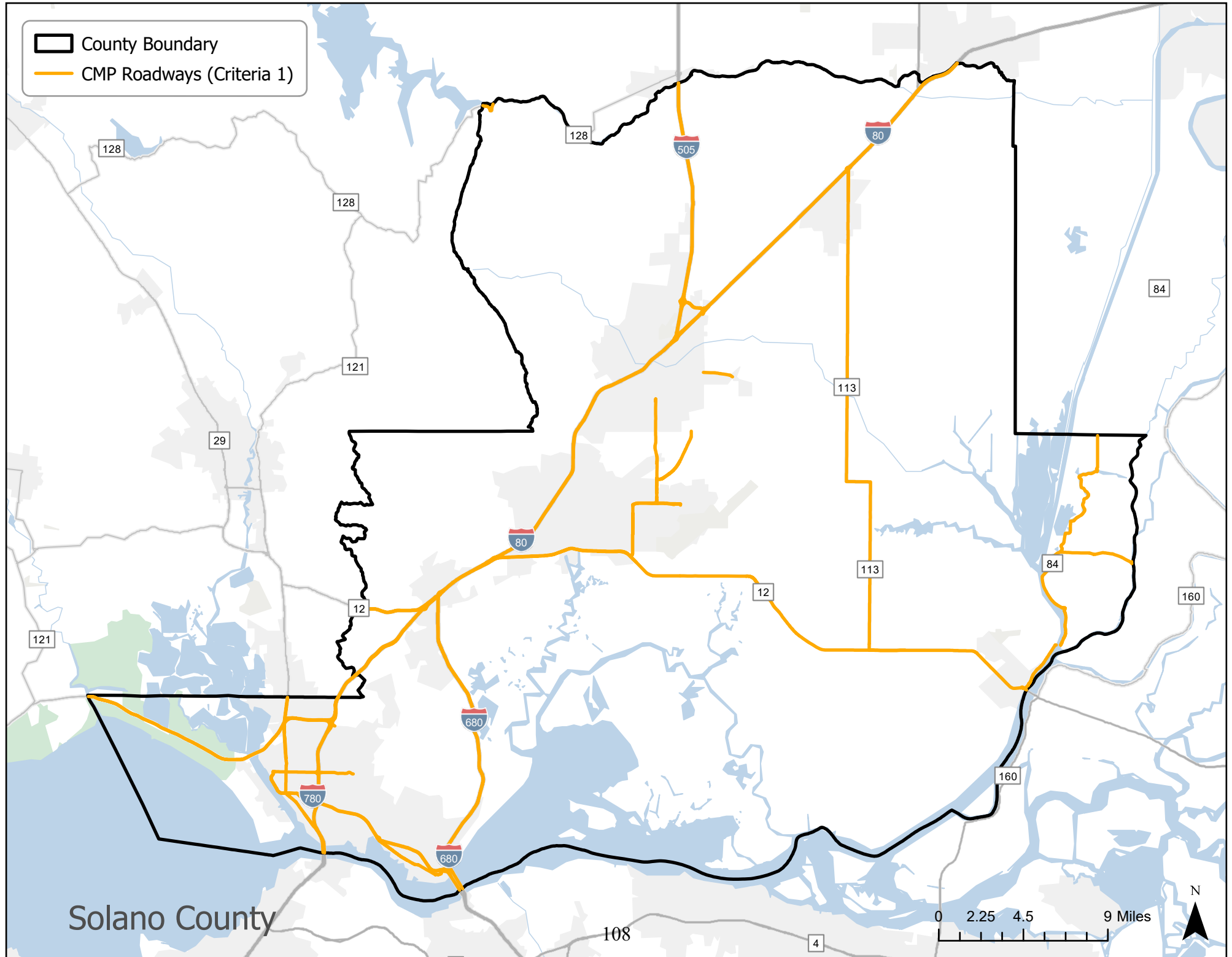


Solano County

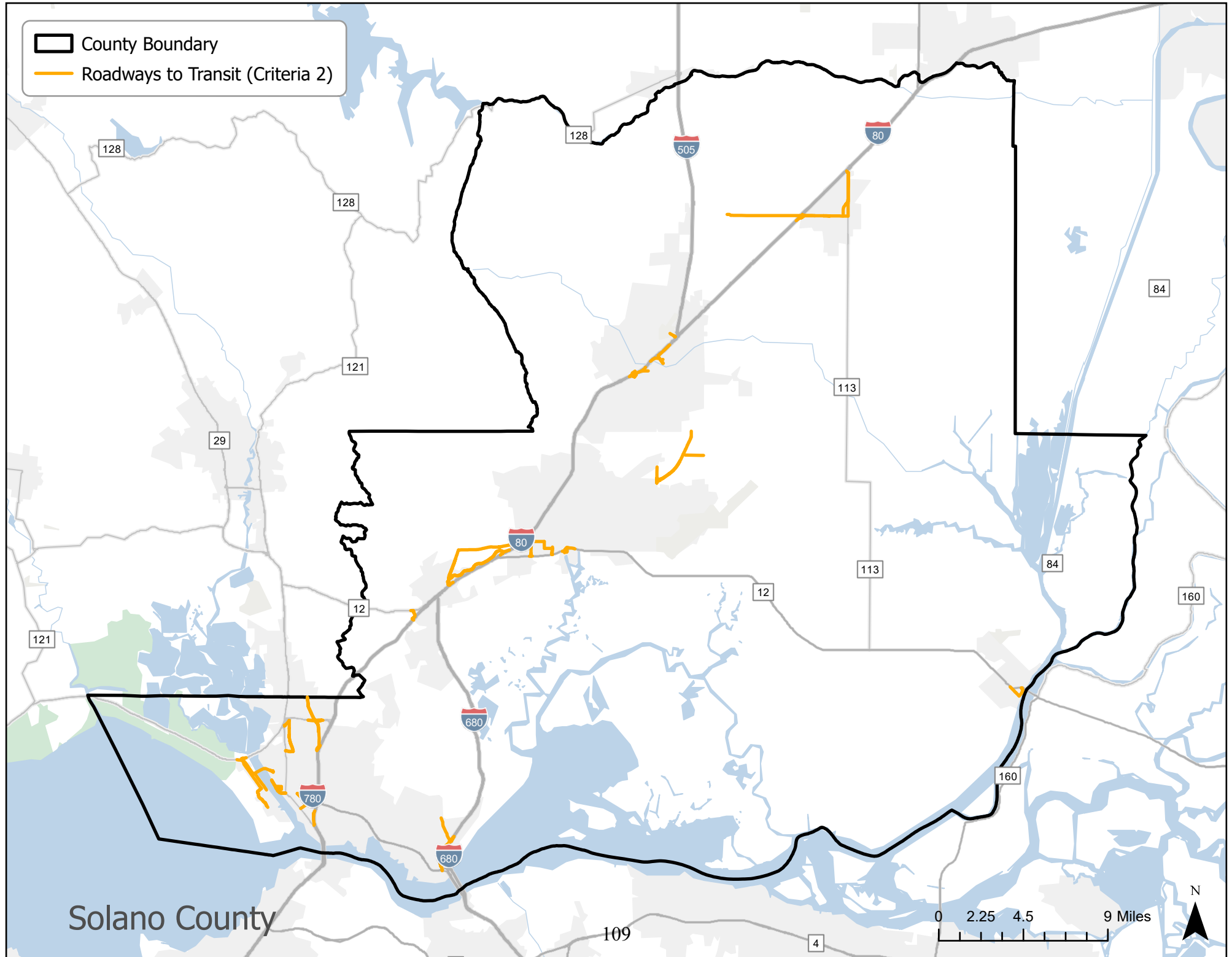
0 2.25 4.5 9 Miles



- County Boundary
- CMP Roadways (Criteria 1)



- County Boundary
- Roadways to Transit (Criteria 2)

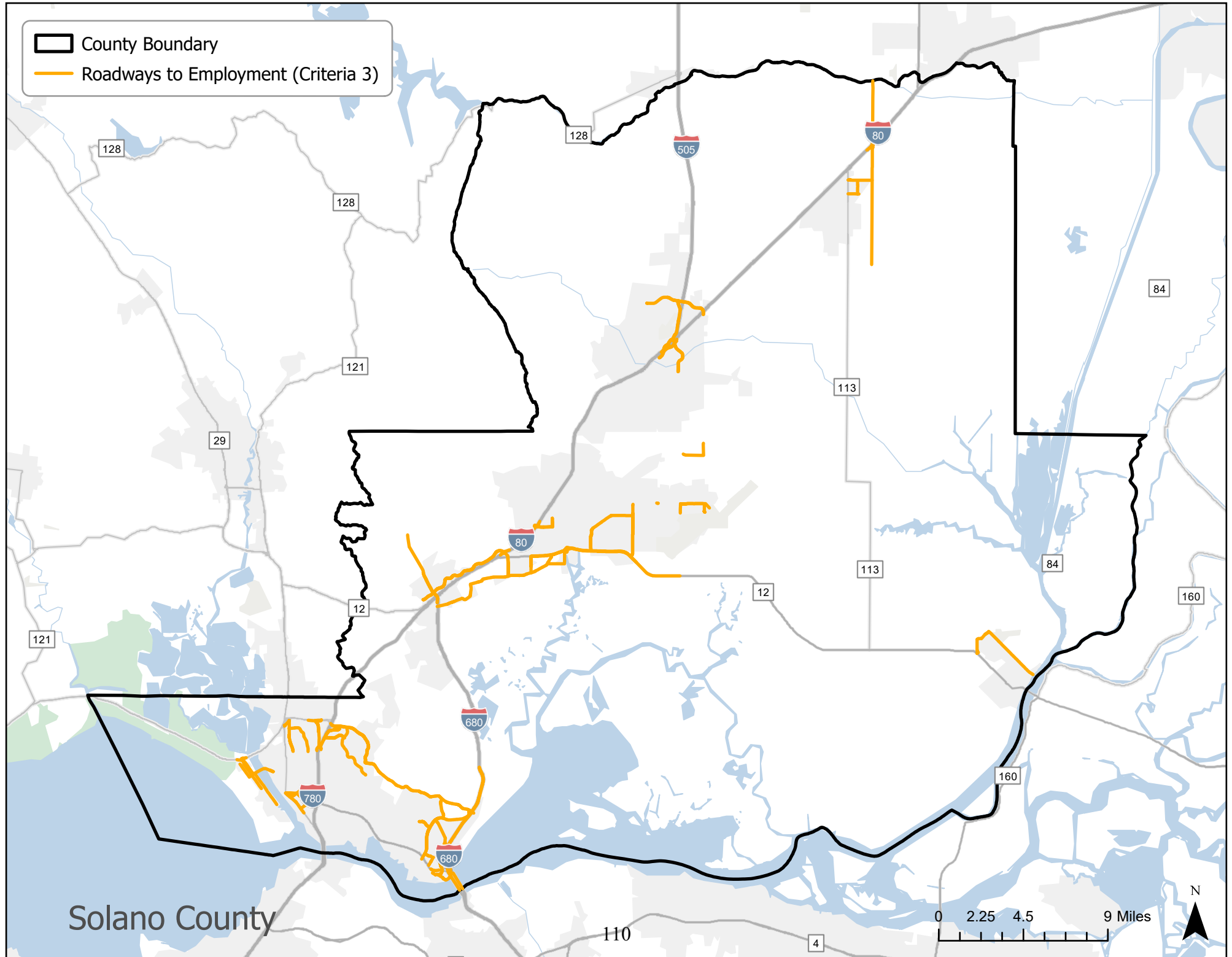


Solano County

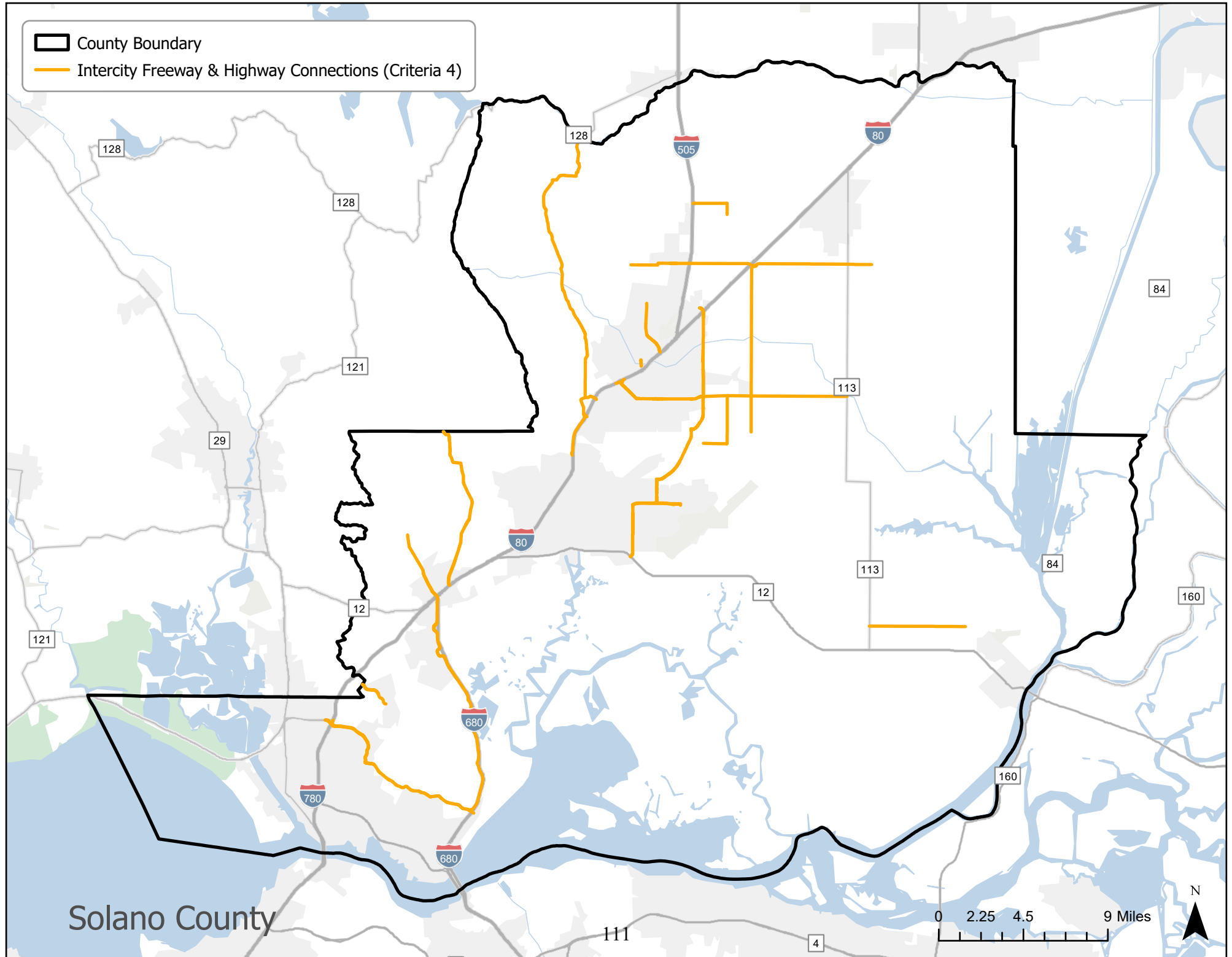
0 2.25 4.5 9 Miles



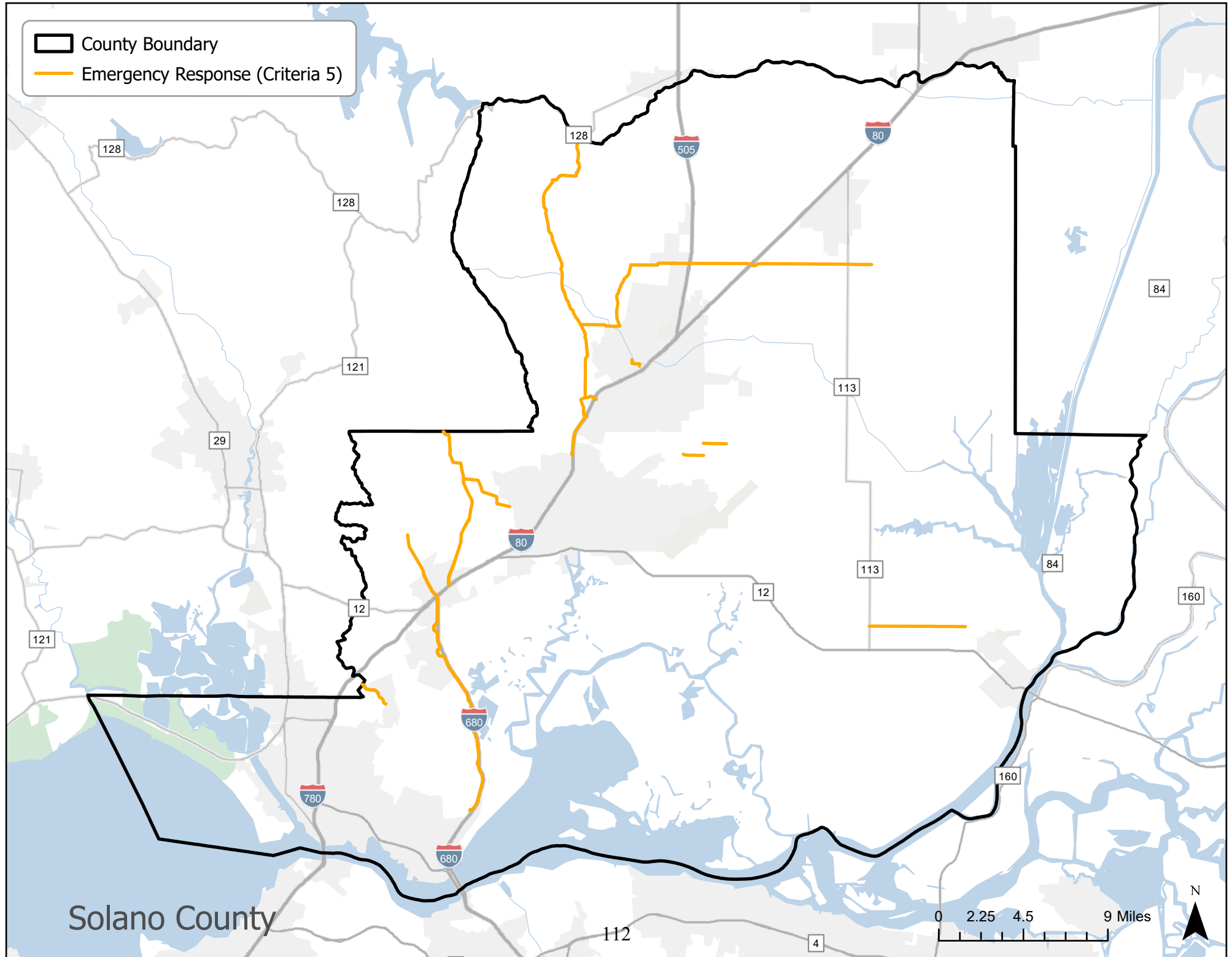
- County Boundary
- Roadways to Employment (Criteria 3)

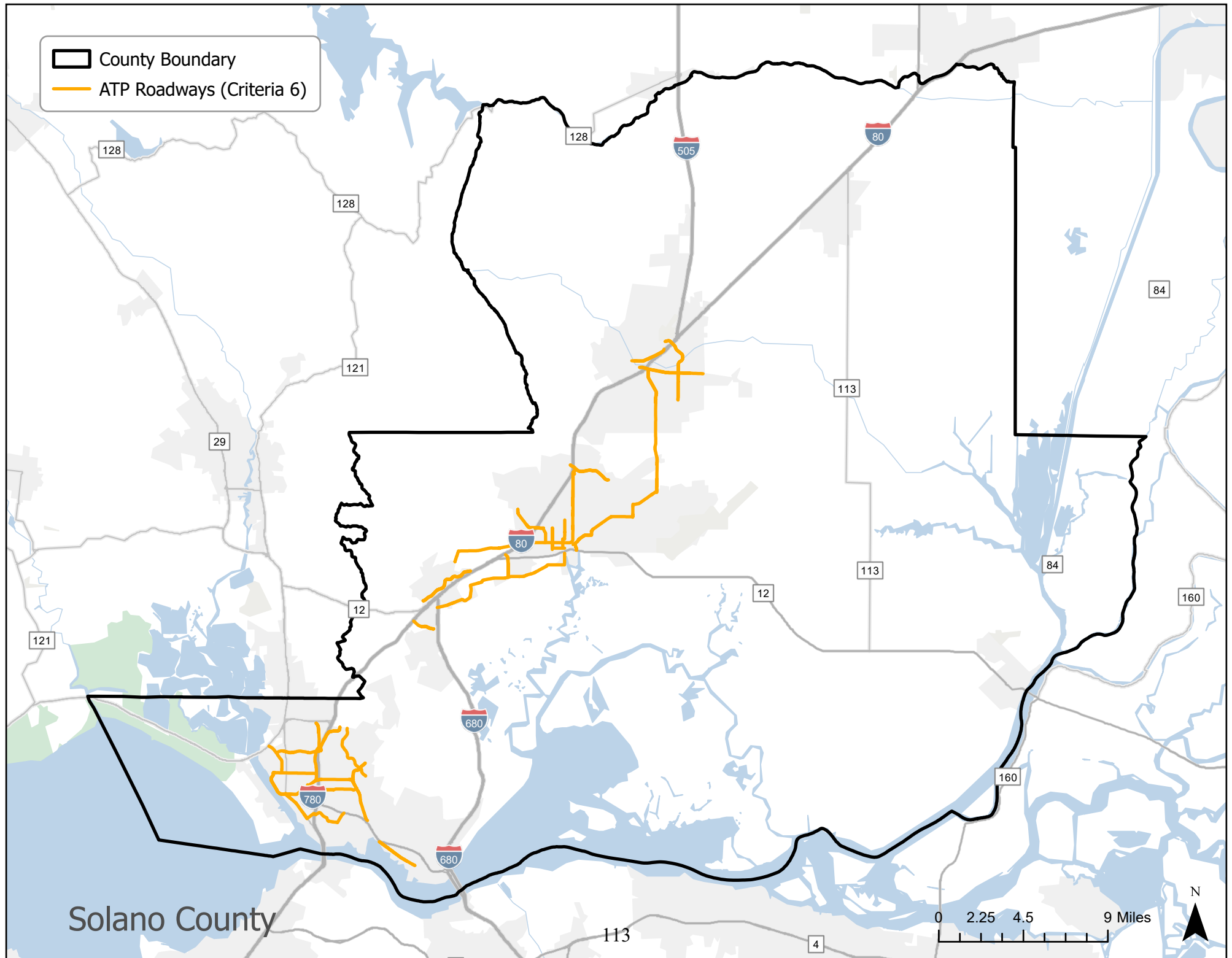


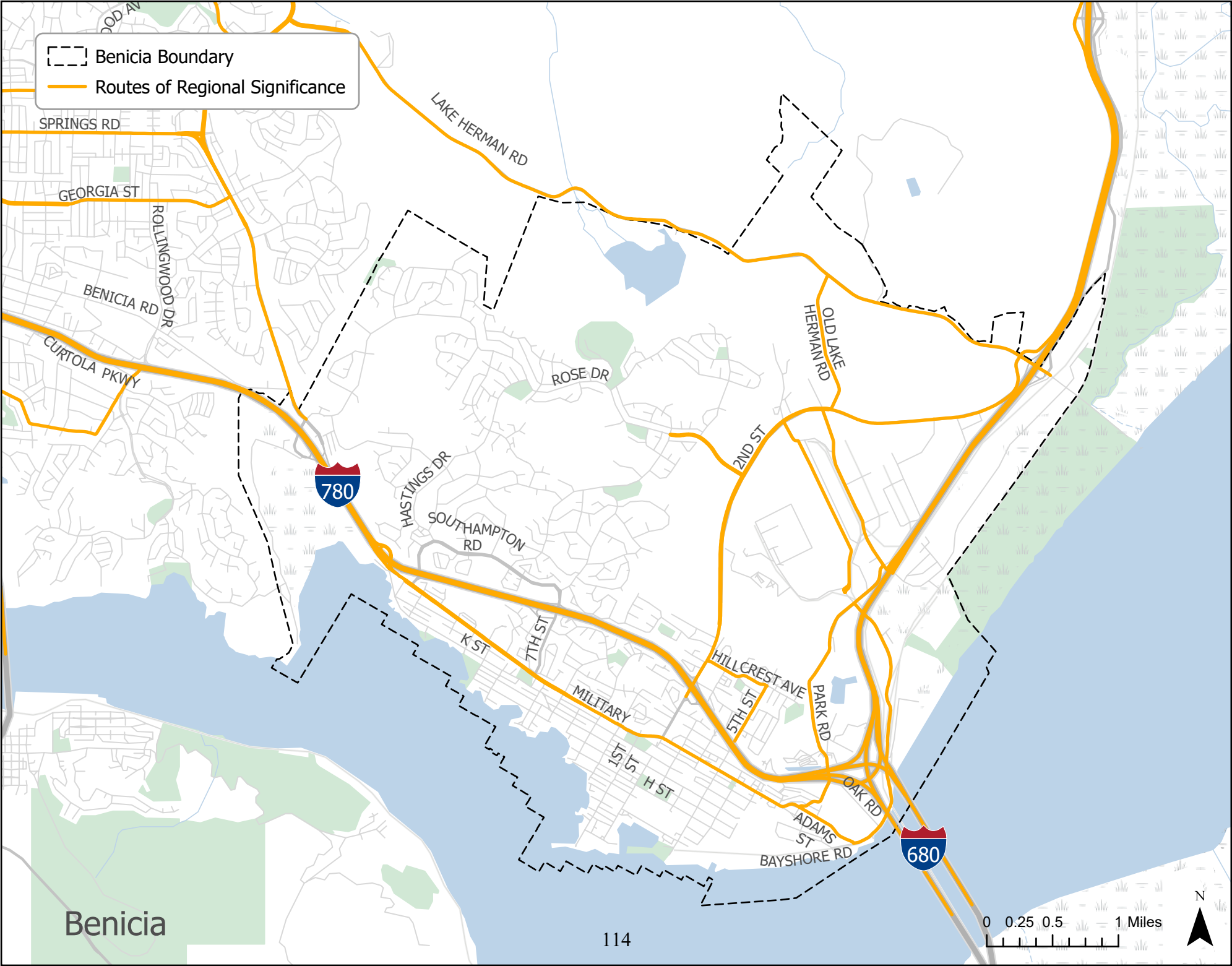
- County Boundary
- Intercity Freeway & Highway Connections (Criteria 4)





- County Boundary
- Emergency Response (Criteria 5)

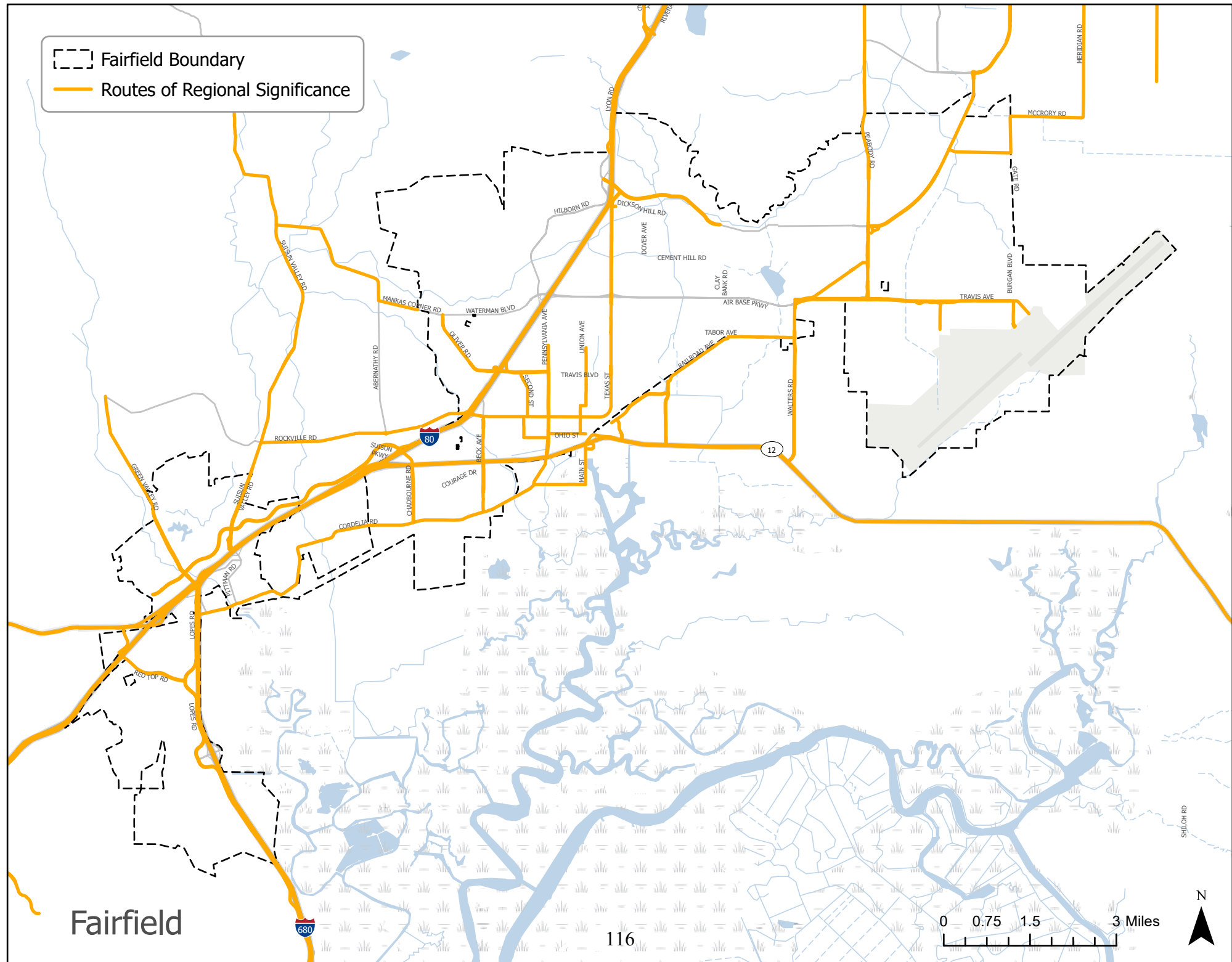






 Fairfield Boundary

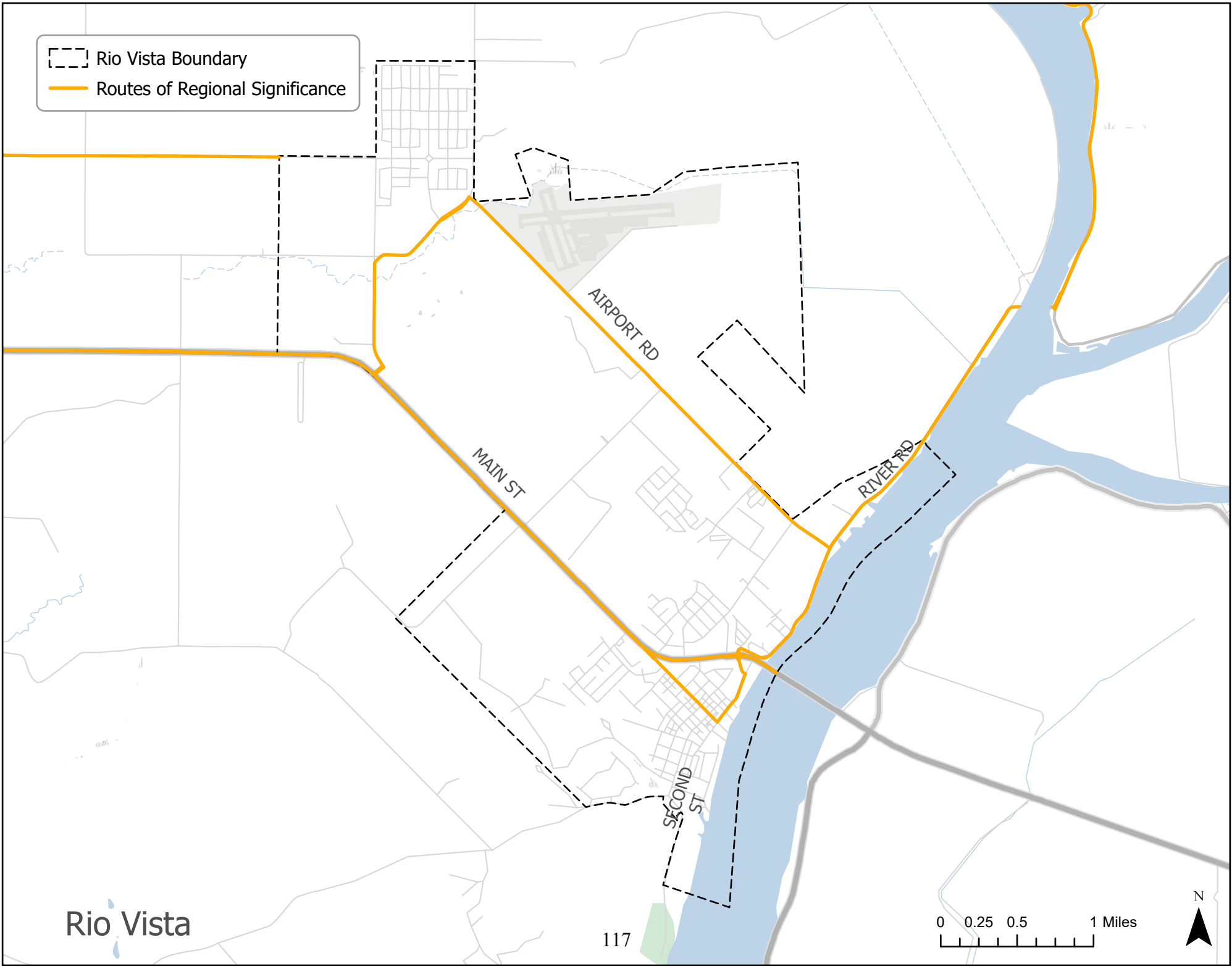
 Routes of Regional Significance



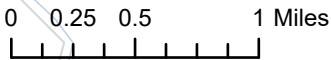
Fairfield

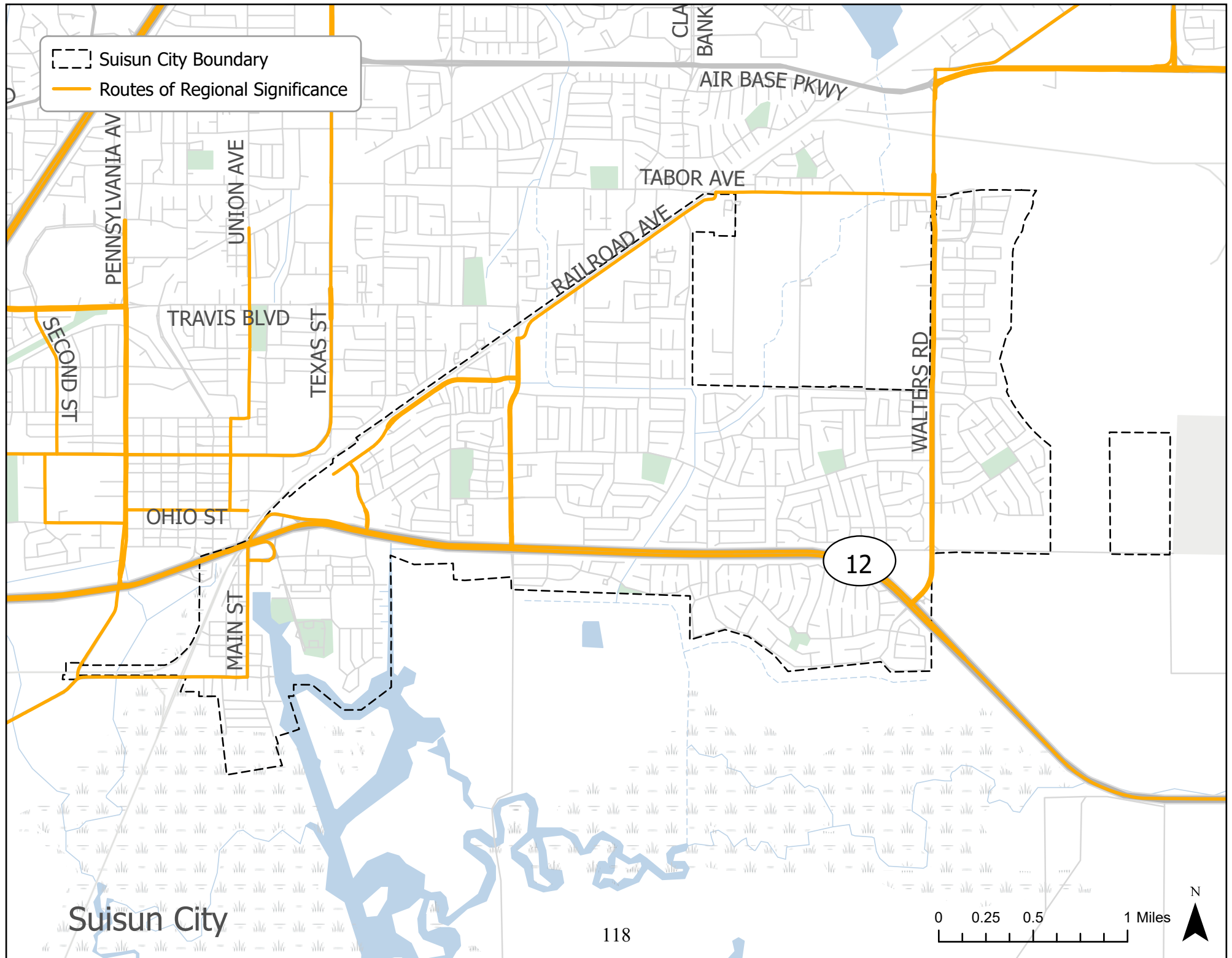
⎓ Rio Vista Boundary

— Routes of Regional Significance



117





--- Suisun City Boundary

— Routes of Regional Significance

PENNSYLVANIA AV

UNION AVE

TRAVIS BLVD

TEXAS ST

OHIO ST

MAIN ST

SECOND ST

TABOR AVE

RAILROAD AVE

AIR BASE PKWY

WALTERS RD


12


Suisun City

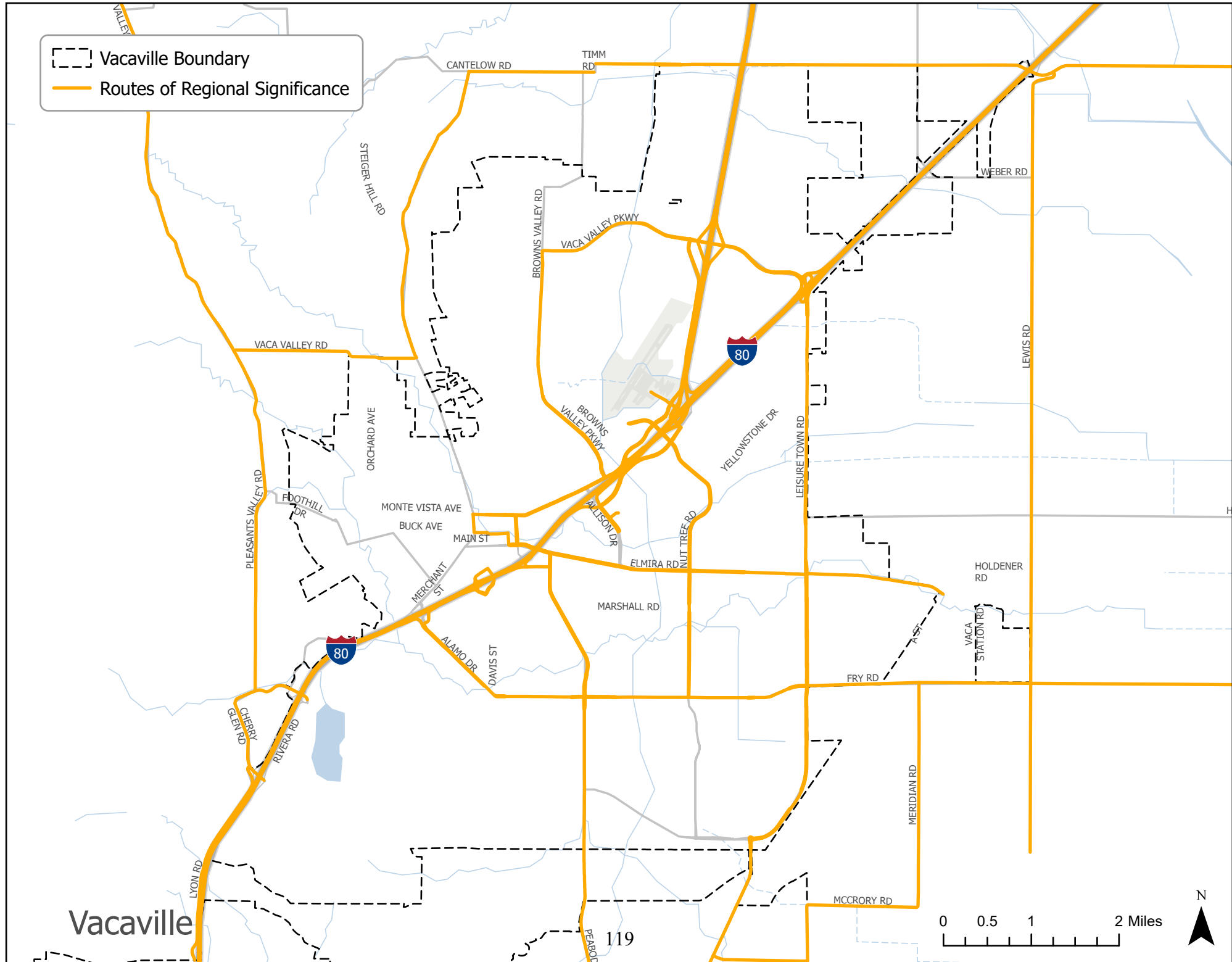
118

0 0.25 0.5 1 Miles



 Vacaville Boundary

 Routes of Regional Significance

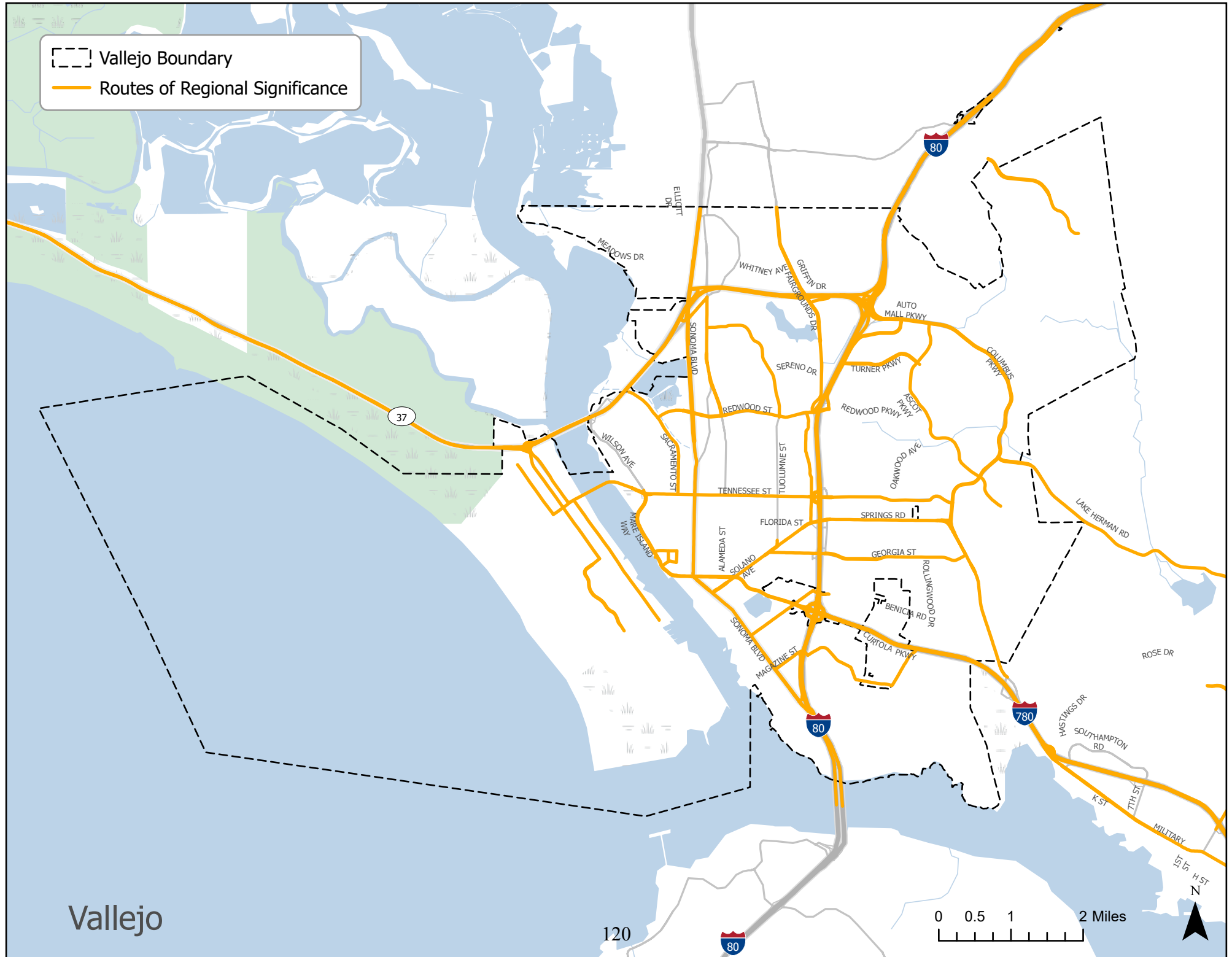


Vacaville

119

Vallejo Boundary

Routes of Regional Significance



SOLANO COUNTY ROUTES OF REGIONAL SIGNIFICANCE (RORS)

JURISDICTION	ROUTE/SEGMENT	BEGIN	END	(1) CMP Roadways	(2) Roadways to Transit	(3) Roadways to Employment	(4) Intercity & Fwy/Hwy Connections	(5) Emergency Response	(6) ATP Roadways
Benicia	ADAMS ST	Military E	Park Rd	X		X			
Benicia	ADAMS ST	Park Rd	Bayshore Rd			X			
Benicia	BAYSHORE RD	Adams St	Park Rd			X			
Benicia	E 2ND ST	I780	Lake Herman Rd			X			
Benicia	E 5TH ST	Hillcrest Ave	I780			X			
Benicia	HILLCREST AVE	E 2nd St	E 5th St			X			
Benicia	I680 NB	County Line	Parish Rd	X		X			
Benicia	I680 SB	Parish Rd	County Line	X		X			
Benicia	I780 EB	Hospital Rd	Benicia City Limits	X					
Benicia	I780 WB	I680	Hospital Rd	X		X			
Benicia	I780 WB	Hospital Rd	Benicia City Limits	X					
Benicia	INDUSTRIAL WAY	E 2nd St	I680		X				
Benicia	LAKE HERMAN RD	Columbus Pkwy	Goodyear Rd			X	X		
Benicia	MILITARY E	7th St	Adams St	X		X			
Benicia	MILITARY E	1st St	E 7th St	X					
Benicia	MILITARY W	I780	1st St	X					X
Benicia	OLD LAKE HERMAN RD	Lake Herman Rd	E 2nd St			X			
Benicia	PARK RD	Bayshore Rd	Industrial Way		X				
Benicia	PARK RD	I780	Bayshore Rd		X	X			
Benicia	PARK RD	I780	Adams St	X		X			
Benicia	ROSE DR	Panorama Dr	E 2nd St			X			
Dixon	BATAVIA RD	I80	W A St		X				
Dixon	FITZGERALD DR	Industrial Way	Vaughn Rd			X			
Dixon	INDUSTRIAL WAY	N 1st St	Fitzgerald Way			X			
Dixon	N 1ST ST	E A St	I80	X	X				
Dixon	N ADAMS ST	W A St	N 1st St		X				
Dixon	S FIRST ST	E A St	E Parkway Blvd	X					
Dixon	SH 113	SH 12	Parkway Blvd/Dixon City Limits	X					
Dixon	VAUGHN RD	1st St	Pedrick Rd			X			
Dixon	W A ST	Batavia Rd	1st St		X				
Fairfield	3RD ST	E St	Hospital Dr			X			
Fairfield	ABERNATHY RD	I80 NB Ramp	I80 SB Ramp			X			
Fairfield	AIR BASE PKWY	Canon Dr	Walters Rd	X			X		
Fairfield	BECK AVE	W Texas St	SH 12		X				
Fairfield	BECK AVE	SH 12	Cordelia Rd			X			
Fairfield	BROADWAY ST	Union Ave	Pennsylvania Ave						X
Fairfield	BURGAN BLVD	Travis Ave	E St			X			
Fairfield	BUSINESS CENTER DR	Suisun Valley Rd	Fairfield City Limits		X	X			X
Fairfield	BUSINESS CENTER DR	Collect Ln	Suisun Valley Rd			X			X
Fairfield	CANON RD	Vanden Rd	N Gate Rd		X	X		X	

SOLANO COUNTY ROUTES OF REGIONAL SIGNIFICANCE (RORS)

JURISDICTION	ROUTE/SEGMENT	BEGIN	END	(1) CMP Roadways	(2) Roadways to Transit	(3) Roadways to Employment	(4) Intercity & Fwy/Hwy Connections	(5) Emergency Response	(6) ATP Roadways
Fairfield	CHADBOURNE RD	Cordelia Rd	I80			X			X
Fairfield	CORDELIA RD	Lopes Rd	Main St			X			X
Fairfield	E TABOR AVE	Railroad Ave	Walters Rd			X			X
Fairfield	GREEN VALLEY RD	Lopes Rd	Rockville Rd			X	X	X	
Fairfield	GREGORY ST	W Texas St	Woolner Ave		X				
Fairfield	HOSPITAL DR	Burgan Blvd	3rd St			X			
Fairfield	HUNTINGTON DR	Walters Rd	Peabody Rd						X
Fairfield	I680 NB	Parish Rd	I80	X					
Fairfield	I680 SB	I80	Parish Rd	X					
Fairfield	JEFFERSON ST	Kentucky St	Broadway St						X
Fairfield	KENTUCKY ST	Jefferson St	Union Ave						X
Fairfield	MANUEL CAMPOS PKWY	Hilborn Rd	Dickson Hill Rd						X
Fairfield	N GATE RD	Canon RD	McCrory Rd			X			
Fairfield	N TEXAS ST	Texas St	Manuel Campus Pkwy						X
Fairfield	OLIVER RD	Waterman Blvd	Travis Blvd						X
Fairfield	OLIVER RD	Rockville Rd	Oliver Rd		X				
Fairfield	PENNSYLVANIA AVE	Kensington Dr	Travis Blvd			X			
Fairfield	PENNSYLVANIA AVE	Travis Blvd	Woolner Ave						X
Fairfield	PENNSYLVANIA AVE	Broadway St	SH 12		X				
Fairfield	RAGSDALE ST	Airbase Pkwy	Hangar Ave			X			
Fairfield	RED TOP RD	SH 12	I80		X				
Fairfield	RED TOP RD	I80	Lopes Rd						X
Fairfield	ROCKVILLE RD	I80	Suisun Valley Rd		X				X
Fairfield	SECOND ST	Travis Blvd	W Texas St						X
Fairfield	SUISUN PKWY	Abernathy Rd	Business Center Dr		X	X			
Fairfield	SUISUN VALLEY RD	County Line	Rockville Rd				X	X	
Fairfield	SUISUN VALLEY RD	Rockville Rd	Solano College Rd		X		X	X	X
Fairfield	SUISUN VALLEY RD	Solano College Rd	I80		X		X	X	
Fairfield	TEXAS ST	Pennsylvania Ave	N Texas St						X
Fairfield	TOM HANNIGAN WAY	Vanden Rd	Transit Center Rd		X				
Fairfield	TRAVIS AVE	Canon Dr	Burgan Blvd			X			
Fairfield	TRAVIS BLVD	Oliver Rd	I80						X
Fairfield	TRAVIS BLVD	I80	Gateway Blvd			X			X
Fairfield	TRAVIS BLVD	Gateway Blvd	Pennsylvania Blvd			X			
Fairfield	UNION AVE	Kentucky Ave	Linear Park Pathway						X
Fairfield	W TEXAS ST	Gregory Ln	Pennsylvania Ave						X
Fairfield	W TEXAS ST	Oliver Rd	Gregory Ln		X				X
Fairfield	WALTERS RD	Airbase Pkwy	Hungtington Ct						X
Fairfield	WALTERS RD	E Tabor Ave	Air Base Pkwy	X		X	X		X
Fairfield	WALTERS RD	SH 12	E Tabor Ave	X		X	X		

SOLANO COUNTY ROUTES OF REGIONAL SIGNIFICANCE (RORS)

JURISDICTION	ROUTE/SEGMENT	BEGIN	END	(1) CMP Roadways	(2) Roadways to Transit	(3) Roadways to Employment	(4) Intercity & Fwy/Hwy Connections	(5) Emergency Response	(6) ATP Roadways
Fairfield	WOOLNER AVE	Gregory Ln	Pennsylvania Ave		X				
Rio Vista	AIRPORT RD	Liberty Island Rd	River Rd			X			
Rio Vista	E CA-12 RAMP	SH 12	N Front St		X				
Rio Vista	LIBERTY ISLAND RD	Airport Rd	Summerset rd			X			
Rio Vista	MAIN ST	SH 12	N Front St		X				
Rio Vista	N FRONT ST	Main St	Fishing Access Park		X				
Rio Vista	RIVER RD	SH12	Real McCoy II	X					
Rio Vista	SH 12	I80	Beck Ave	X					
Rio Vista	SH 12	Beck Ave	Branscombe Rd	X		X			
Rio Vista	SH 12	Branscombe Dr	County Line	X					
Rio Vista	SUMMERSET DR	SH 12	Liberty Island Rd			X			
Suisun City	LOTZ WAY	Main St	Harbor Ctr		X	X			
Suisun City	MAIN ST	SH 12	Lotz Way		X	X			
Suisun City	MAIN ST	Lotz Way	Spring St		X	X			X
Suisun City	MAIN ST	Spring St	Cordelia St			X			X
Suisun City	MARINA BLVD	SH 12	Railroad Ave						X
Suisun City	RAILROAD AVE	E Tabor Ave	Sunset Ave			X			X
Suisun City	RAILROAD AVE	Sunset Ave	Marina Blvd						X
Suisun City	SUNSET AVE	Railroad Ave North	Railroad Ave South			X			X
Suisun City	SUNSET AVE	Railroad Ave	SH 12			X			
Vacaville	ALAMO DR	Leisure Town Rd	I80				X		
Vacaville	ALLISON DR	Ulati's Dr	Nut Tree Pkwy		X				
Vacaville	BROWNS VALLEY RD	E Monte Vista Ave	Vaca Valley Pkwy				X		
Vacaville	CANTELOW RD	Timm Rd	Gibson Canyon Rd				X	X	
Vacaville	CHERRY GLEN RD	River Rd	Lagoon Valley Rd				X	X	
Vacaville	CLIFFSIDE DR	Peabody Rd	I80		X				
Vacaville	COUNTY AIRPORT RD	I80	Airport		X				
Vacaville	DAVIS ST	Hickory Ln	Bella Vista Rd		X				
Vacaville	DEPOT ST	Mason St	E Monte Vista Ave				X		
Vacaville	DOBBINS ST	E Monte Ave	Main St					X	
Vacaville	E MONTE VISTA AVE	Vaca Valley Pkwy	I80			X			
Vacaville	E MONTE VISTA AVE	I80	Dobbins St						X
Vacaville	ELMIRA RD	Leisure Town Rd	Calif Pacific Rd	X					
Vacaville	ELMIRA RD	I80	Leisure Town Rd						X
Vacaville	FOXBORO RD	Leisure Town Rd	Vanden Rd				X		
Vacaville	HICKORY LN	I80	Davis St		X				
Vacaville	I505 NB	I80	County Line	X					
Vacaville	I505 SB	County Line	I80	X					
Vacaville	LAGOON VALLEY RD	I80	Cherry Glen Rd				X	X	
Vacaville	LEISURE TOWN RD	Quality Dr	I80	X		X	X		

SOLANO COUNTY ROUTES OF REGIONAL SIGNIFICANCE (RORS)

JURISDICTION	ROUTE/SEGMENT	BEGIN	END	(1) CMP Roadways	(2) Roadways to Transit	(3) Roadways to Employment	(4) Intercity & Fwy/Hwy Connections	(5) Emergency Response	(6) ATP Roadways
Vacaville	LEISURE TOWN RD	I80	Vanden Rd				X		
Vacaville	MAIN ST	Dobbins St	McClellan St					X	
Vacaville	MASON ST	McClellan St	I80						X
Vacaville	MCCLLELAN ST	Main St	Mason St					X	
Vacaville	MCCRORY RD	N Gate Rd	Meridian Rd				X	X	
Vacaville	MERIDIAN RD	Dixon Ave W	Allendale Rd				X		
Vacaville	NUT TREE PKWY	Allison Dr	Nut Tree Rd			X			
Vacaville	NUT TREE RD	Alamo Dr	Elmira Rd						X
Vacaville	NUT TREE RD	Elmira Rd	Nut Tree Pkwy			X			X
Vacaville	NUT TREE RD	Nut Tree Pkwy	E Monte Vista						X
Vacaville	ORANGE DR	I80	Nut Tree Rd			X			
Vacaville	PEABODY RD	Alamo Dr	Elmira Rd						X
Vacaville	PEABODY RD	Alamo Dr	Warehouse	X					X
Vacaville	PEABODY RD	Warehouse	Cement Hill Rd	X	X				X
Vacaville	PEABODY RD	SNRR	Cement Hill Rd	X	X		X		X
Vacaville	PEABODY RD	Hungtington Dr	SNRR	X			X		X
Vacaville	PEABODY RD	Airbase Pkwy	Huntington Dr	X			X		
Vacaville	PLEASANTS VALLEY RD	Cherry Glen Rd	County Line				X	X	
Vacaville	RIVERA RD	I80	Cherry Glen Rd				X	X	
Vacaville	SR 128	Lake Berryessa	County Border	X					
Vacaville	TRANSIT CENTER RD	Transit Center	Vanden Rd		X				
Vacaville	VACA VALLEY PKWY	I505	Cresecent Dr	X		X	X		
Vacaville	VACA VALLEY PKWY	I505	Browns Valley Rd			X			
Vacaville	VANDEN RD	Peabody Rd	Foxboro Pkwy	X	X		X		
Vallejo	ADMIRAL CALLAGHAN LN	Columbus Pkwy	Redwood St			X			X
Vallejo	ASCOT PKWY	Columbus Pkwy	Southport Way			X			X
Vallejo	AUTO MALL PKWY	Ascot Pkwy	I80			X	X		
Vallejo	AZUAR DR	Grove Ave	G St			X			
Vallejo	BENICIA RD	Laurel ST	Lemon St		X				
Vallejo	BIRCH ST	Railroad Ave	Walnut Ave		X	X			
Vallejo	BROADWAY ST	Redwood St	Lewis Brown Dr		X	X			
Vallejo	COLUMBUS PKWY	Ascot Pkwy	Lake Herman Rd			X	X		
Vallejo	COLUMBUS PKWY	Lake Herman Rd	City Limit						X
Vallejo	CURTOLA PKWY	Lemon St	6th St	X	X	X			
Vallejo	CURTOLA PKWY	6th St	Solano Ave	X		X			
Vallejo	CURTOLA PKWY	Solano Ave	Sonoma Blvd	X		X			X
Vallejo	CURTOLA PKWY	Sonoma Blvd	Independence Park	X	X				X
Vallejo	FAIRGROUNDS DR	SH 37	County Line		X				
Vallejo	FAIRGROUNDS DR	Sage St	SH 37		X	X			
Vallejo	FAIRGROUNDS DR	Redwood St	Sage St		X	X			X

SOLANO COUNTY ROUTES OF REGIONAL SIGNIFICANCE (RORS)

JURISDICTION	ROUTE/SEGMENT	BEGIN	END	(1) CMP Roadways	(2) Roadways to Transit	(3) Roadways to Employment	(4) Intercity & Fwy/Hwy Connections	(5) Emergency Response	(6) ATP Roadways
Vallejo	FLAGSHIP DR	Nereus Streus St	Azuar Ave		X				
Vallejo	G ST	Walnut Ave	Mare Island Cswy Birdge		X	X			
Vallejo	G ST	Azuar Ave	Walnut Ave			X			
Vallejo	GEORGIA ST	Solano Ave	Columbus Pkwy						X
Vallejo	GEORGIA ST	Mare Island Way	Sacramento St		X				
Vallejo	GLEN COVE RD	Magazine St	I780						X
Vallejo	HIDDENBROOKE PKWY	County Line	Bennington Dr				X	X	
Vallejo	I780 EB	Benicia City Limits	I80	X					
Vallejo	I780 EB	I80	Lemon St	X	X				
Vallejo	I780 WB	Benicia City Limits	I80	X					
Vallejo	KANSAS ST	Azuar Ave	Walnut Ave		X				
Vallejo	LEMON ST	Benicia Rd	I780		X				
Vallejo	LEMON ST	I780	Sonoma Blvd		X	X			
Vallejo	LEWIS BROWN DR	Commercial St	Sonoma Blvd		X	X			
Vallejo	LINCOLN RD W	San Miguel Rd	Sequoia Rd		X				
Vallejo	MAGAZINE ST	Sonoma Blvd	Glen Cove Rd						X
Vallejo	MAINE ST	Mare Island Way	Sacramento St		X				
Vallejo	MARE ISLAND CSWY	Bridge	Mare Island Way		X	X			
Vallejo	MARE ISLAND WAY	Tennesse St	Florida St	X					X
Vallejo	MARE ISLAND WAY	Florida St	Curtola Pkwy	X	X				X
Vallejo	MARIPOSA ST	Solano Ave	Claremont Ave						X
Vallejo	MARITIME ACADEMY DR	Sonoma Blvd	I80	X					
Vallejo	NIMITZ AVE	G St	8th St		X	X			
Vallejo	NIMITZ AVE	8th St	15th St			X			
Vallejo	RAILROAD AVE	G St	SH 37		X	X			
Vallejo	REDWOOD PKWY	Admiral Callaghan Ln	Fairgrounds Dr						X
Vallejo	REDWOOD ST	Sacramento St	Sonoma Blvd						X
Vallejo	REDWOOD ST	Sonoma Blvd	Broadway St		X				X
Vallejo	REDWOOD ST	Broadway St	Fairgrounds Dr						X
Vallejo	SACRAMENTO ST	Tennessee St	Marine World Pkwy						X
Vallejo	SACRAMENTO ST	Georgia St	Maine St		X				
Vallejo	SAGE ST	Fairgrounds Dr	SH 37		X	X			
Vallejo	SANTA CLARA ST	Georgia St	Maine St		X				
Vallejo	SH 37	Broadway St	Commercial St		X	X			
Vallejo	SOLANO AVE	I80	Maine St						X
Vallejo	SOLANO AVE	Maine St	Curtola Pkwy			X			X
Vallejo	SOLANO AVE	Curtola Pkwy	Sonoma Blvd			X			
Vallejo	SONOMA BLVD	County Line	Curtola Pkwy	X					
Vallejo	SONOMA BLVD	Curtola Pkwy	Cherry St	X		X			X
Vallejo	SONOMA BLVD	Cherry St	Magazine St	X					X

SOLANO COUNTY ROUTES OF REGIONAL SIGNIFICANCE (RORS)

JURISDICTION	ROUTE/SEGMENT	BEGIN	END	(1) CMP Roadways	(2) Roadways to Transit	(3) Roadways to Employment	(4) Intercity & Fwy/Hwy Connections	(5) Emergency Response	(6) ATP Roadways
Vallejo	SONOMA BLVD	Magazine St	Sequoia Ave	X					
Vallejo	SPRINGS RD	I80	Columbus Pkwy						X
Vallejo	TENNESSEE ST	Mariposa St	Columbus Pkwy	X					
Vallejo	TENNESSEE ST	Mare Island Way	Mariposa St	X					X
Vallejo	TUOLUMNE ST	Redwood St	Broadway St			X			
Vallejo	TURNER PKWY	Admiral Callaghan Ln	Garnet Dr			X			
Vallejo	WALNUT AVE	Kansas St	SH 37		X	X			
Solano County	ALLENDALE RD	I505	N Meridian Rd				X		
Solano County	CANTELOW RD	Timm Rd	Gibson Canyon Rd				X	X	
Solano County	DIXON AVE	N Meridian Rd	Batavia Rd		X				
Solano County	FARREL RD	N Orchard Rd	Gibson Canyon Rd					X	
Solano County	FRY RD	Leisure Town Rd	SH 113				X		
Solano County	GIBSON CANYON RD	Farrell Rd	Cantelow Rd					X	
Solano County	I780 WB	I80	Lemon St	X	X				
Solano County	I80 EB	South County Line	North County Line	X					
Solano County	I80 WB	South County Line	North County Line	X					
Solano County	JAMESON CANYON RD	Red Top Rd	County Line	X					
Solano County	LEWIS RD	Hay Rd	Midway Rd				X		
Solano County	LOPES RD	Red Top Rd	Green Valley Rd				X	X	
Solano County	LOPES RD	Fairfield City Limits	Red Top Rd				X	X	
Solano County	LOPES RD	Benicia City Limits	Fairfield City Limits				X	X	
Solano County	LYON RD	Cherry Glen Rd	Fairfield City Limits				X	X	
Solano County	MANKAS CORNER RD	Suisun Valley Rd	Fairfield City Limits					X	
Solano County	MCCORMACK RD	SH 113	Rio Vista City Limits				X	X	
Solano County	MIDWAY RD	Pedrick Rd	I80				X	X	
Solano County	MIDWAY RD	I80	I505				X	X	
Solano County	MIDWAY RD	I505	Timm Rd				X	X	
Solano County	PEDRICK RD	Midway Rd	County Line			X			
Solano County	PENNSYLVANIA AVE	UPRR	SH 12			X			
Solano County	SH 37	County Line	I80	X					
Solano County	SH 84	Ryer Rd E	County Line	X					
Solano County	SR 220	SH 84	Ryer Rd E	X					
Solano County	VACA VALLEY RD	Pleasants Valley Rd	Farrell Rd					X	



DATE: June 27, 2025
TO: STA Board
FROM: Daryl Halls, Executive Director
Patricia McKeever, Finance and Budget Manager
RE: Fiscal Year 2025-26 Proposed Midcycle Budget Revision

Background:

The Solano Transportation Authority (STA) has an adopted budget policy requiring a two-year annual fiscal year budget plan for its proposed expenditures and the proposed means of financing them. The budget is usually revised mid-cycle, mid-year and finalized at the end of the fiscal year. When necessary, these budgets are revised to provide STA the basis for appropriate budgetary control of its financial operations for the fiscal year. In July 2024, the STA Board adopted the fiscal year 2025-2026 (FY 2025-26) budget as part of the two-year annual fiscal year budget plan.

Discussion:

Attachment A is the FY 2025-26 Proposed Midcycle Budget Revision. The proposed changes increase the budget from \$51.2 million to \$108.4 million, an increase of \$57.1 million. The revisions are balanced, with changes in expenditures matched with changes in the use of existing and new revenue allocations for the continued delivery of STA's priority projects.

1. The ***Operations and Management*** budget has a nominal increase of \$109,185.
2. The ***Mobility Programs*** budget is increased by \$1.5 million reflective of the carry forward of the BRT/RTF Mapping and Way Finding Capital program from FY 2024-25, reengagement of the Connected Mobility Plan/BRT and Community Based Transportation Plan - Dixon programs, deferral of the Transit Ridership to FY 2026-27 and adjustments to existing programs.
3. The ***Project Development*** budget is increased by \$53.8 million reflective of carry forwards from FY 2024-25, and the next phases of the I-80 Express Lanes and SR37 Fairgrounds Improvement projects. The increases are partially offset by a reduction of the I-80 Interchange project and deferral of the Solano Express Electrification project to FY 2028-29.
4. The ***Strategic Planning budget*** is increased by \$1.8 million primarily due to carry forward of the Model Update and establishment of budgets for the Countywide Housing Element/SolHIP, County Collaborative-Housing Element Improvement, and Solano/Napa North Bay Rail Study. Management and administrative costs and budgets for existing planning project were adjusted based on anticipated activities.

The FY 2025-26 budget is revised for the inception of projects, programs and planning activities and cost adjustments to ongoing activities. The most significant revisions are noted as follows.

Operations and Management:

1. The increase of \$109,185 is reflective of salary and benefit increases, the addition of a \$30,000 contract with Suisun City for building maintenance services and other operating cost adjustments.

Mobility Programs:

1. \$400,000 is established for the SCC/Falcon Flyer Vanpool Pilot program funded by Solano Community College for the Intercampus Vanpool Program to connect the Vacaville and Vallejo campuses to the Fairfield campus.
2. \$500,000 is carried forward from FY 2024-25 for the BRT/RTF Mapping and Way Finding Capital program funded through STAF.
3. \$300,000 is added to reengage the Connected Mobility Plan/BRT funded through Quick Strike Connected Mobility and a match from STAF.
4. \$175,000 is established for the Community Based Transportation Plan (CBTP) for Dixon funded through MTC CBTP/SRTP and STAF.
5. The Transit Ridership budget of \$175,000 is removed and will be re-budgeted in FY 2026-27.
6. The Community Based Transportation – Unincorporated County program funded through STAF is reduced by \$125,000 reflective of the project starting in the second half of FY 2025-26.
7. Budgets increased for several programs, notably the Solano Express/Guaranteed Ride program due to usage and the Suisun Micro Transit-Amtrak Operations/Maintenance program due to increased maintenance needs.

Project Development:

1. Solano Express Electrification project budget of \$750,000 is removed. The project is planned for FY 2028-29. TIRCP 2018 funding will be deallocated and reallocated in FY 2028-29.
2. I-80 Interchange Project Package 5, funded through RM3 is reduced by \$2 million.
3. SR37 Fairgrounds Improvement Project budget is increased \$23.5 million resulting in part from a carry forward of \$850,000 from FY 2024-25. The Fairgrounds Improvement project is funded primarily through RM3 with additional funding from TDA, RTIP, STAF and TFCA BAAQMD.
4. I-80 Express Lanes Project budget is increased \$30 million funded through Bridge Tolls.
5. I-80 West Bound Truck Scales Project budget, funded through RM3, is increased \$500,000.
6. Regional Transportation Impact Fee Program budget is increased \$1 million reflective of the progress.
7. Solano Rail Hub-Environmental/Design budget is moved from the Strategic Planning budget to Projects and increased \$890,498 reflective of a carry forward from FY 2024-25 funded by RM3.
8. Suisun City Micro Transit Services budget is moved from the Mobility Programs budget to Projects and increased by \$222,500.
9. \$196,560 is established for the Suisun City Micro Transit Capital Bus Purchase funded by the Low Carbon Transit Operations Program (LCTOP).
10. \$82,570 is established for the 2026 Pothole Report funded by State Transportation Improvement Program (STIP/PPM).

Strategic Planning:

1. The Planning Management/Administration budget is increased by \$205,786. Funding is through OBAG 3 and TDA.
2. \$375,000 is established for the Model Update, \$120,000 of which is a carry forward from FY 2024-25 funded by the City of Napa.
3. \$15,000 is established for the Wayfinding Signage Program funded by TDA Article 3.

4. \$103,094 is established for the Countywide Housing Element/SolHIP activities for the County of Solano.
5. \$220,000 is established for the County Collaborative-Housing Element Improvement funded by REAP 2.0
6. \$300,000 is established for the Solano/Napa North Bay Rail study funded by STAF and \$100,000 from the Napa Valley Transportation Authority.
7. Comprehensive Transportation Plan Implementation is increased \$200,000 funded by STAF.
8. PDA Grant – Fairfield/Suisun is increased \$174,000. This is a carry forward of OBAG 3 funding from FY 2024-25.
9. PPA Grant/Solano EDC is increased \$300,000.
10. The Climate Adaptation Plan, funded primarily through the state Sustainable Planning grant, is increased by \$200,000.
11. CMP/Vehicle Miles Travel funded through OBAG3 is reduced by \$190,000.
12. SR2S Program Enforcement Grant-Suisun City/Benicia is reduced by \$100,000.
13. Budget of \$53,165 for the Kids Plate SR2S program is removed because the California Department of Public Health did not award STA funding for the 2025-26 cycle.

Cost of Living Adjustment (COLA) for STA Staff

The STA Board has an established policy for calculating cost of living adjustments for STA staff using the average of the Consumer Price Index (CPI): United States cities, Western Urban areas, and the San Francisco/Oakland/San Jose urban area. The policy allows for latitude in how the data is used to determine the COLA increase. Using the STA's COLA policy cost calculations, the average annual change in CPI for 2023 for the three areas was 3.2 %. The FY 2024-25 Budget included a 3% COLA. The average annual change in CPI for 2024 for the three areas was 2.6%. The FY 2025-26 proposed budget revision includes a 3% COLA. The total fiscal impact for the FY 2025-26 COLA effective July 1, 2025, is estimated at \$110,066.

The STA's FY 2025-26 Salary Schedule (Attachment C) is modified to include the 3% COLA.

Executive Director's Merit Increase

Effective January 1, 2024, the Government Code section 54953, subsection 3, as described in the Government Code section 3511.1, any changes to the STA's Executive Director's salary are required to be presented publicly as part of a Board item. The Executive Director is proposed to receive the 3% COLA as shown in the modified FY 2025-26 Salary Schedule. These changes are included in the FY 2025-26 Proposed Budget Revision.

Position Classifications

The proposed budget includes two position changes. The changes conform to the Board direction to facilitate succession planning the staff retention. These are 1) reactivation of the Senior Project Manager classification and 2) creation of a Human Resources/Contract Administrator classification. The creation of the Human Resources/Contract Administrator role will bring in house the functions currently outsourced to a consultant. Responsibilities will include personnel tasks, as well as contract and legal administrative functions. Salary increases of 5% for each position are projected, with a FY 2025-26 total increase of approximately \$9,548. The position changes are reflected in the organizational chart.

Retirement Plan

The California Public Employees' Retirement System (CalPERS) under the new Public Employees' Pension Reform Act of 2013 (PEPRA), new hires fall under two categories: "Classic" and "New". New hires in the category of "Classic" are covered under STA's retirement plan and

receive benefits under the 2% @ 55 retirement benefit formula. Under the category of “New”, a new hire is covered under the 2% @ 62-retirement benefit formula with a 50% employee contribution. The FY 2025-26 STA’s employer contribution rate under the “New” category is 7.96% of reportable compensation at a total cost of approximately \$125,773 with additional unfunded liability of \$10,291. The employee’s contribution rate for effective July 1, 2025, is 7.75%. The STA’s employer contribution rate for staff under the “Classic” for FY 2025-26 is 11.94% of reportable compensation, plus the annual discounted unfunded liability of \$204,577. The STA pays seven percent (7%) of Classic employee contribution rate to CalPERS, making the STA’s total Classic CalPERS contribution rate of 18.94% at a total overall cost of approximately \$383,604. In FY 2024-25, STA has seven (7) Classic Members and eighteen (18) PEPRA members. The CalPERS contribution is included in the FY 2025-26 Budget.

STA has a supplemental retirement plan under the Public Agencies Retirement System (PARS). On January 1, 2013, this Plan was closed to new members in conformance with the pension reform. This Plan currently has three (3) active participants and nine (9) retirees. The actuarial assumption of this Plan is updated every two (2) years. In May 2023, Robert S. Dezube of Milliman, Inc. prepared the actuarial valuation for FY 2023-24 and FY 2024-25. The report is the basis of the contribution included in the FY 2025-26 budget. The FY 2024-25 PARS Plan Employer Contribution rate was 3.25% for a total cost of approximately \$21,367.

Attachment D contains the CalPERS actuarial valuation reports for FY 2025-26 and the PARS actuarial valuation for FY 2025-26 and FY 2026-27 prepared by Milliman, Inc. This report will be the basis for future PARS budget adjustments.

Health Premium Cost

CalPERS provides and administers STA’s health benefit plan under the Public Employees’ Medical & Hospital Care Act (PEMHCA) which provides a quality health benefits plan at a reduced rate. Effective January 1, 2025, the health premium cost share was modified to 10% employee share and 90% STA share of the Kaiser premium. In January 2026, the STA employee health premium share will be 15% of the Kaiser premium and STA at 85%. With this shared cost, STA’s budget will save approximately \$93,876 in FY 2025-26 based on an estimated premium increase of 10% each year. These savings could be used to start a California Employer’s Retiree Benefit Trust (CERBT) Fund dedicated to prefunding Other Post-Employment Benefits (OPEB), such as health plan for retirees.

Reserve Funds:

The Contingency Reserve Fund, Project Contingency Reserve Fund, and Building Reserve Fund balances are increased by contributions and decreased by the use of reserves within the fiscal year. The final fund balances will be calculated after the close of FY 2024-25 and reported to the Board in September.

In 1999 the STA’s Contingency Reserve Fund (CRF) was established. In 2007, the reserve was targeted to cover project costs for a limited Administration and Operation budget plan. This limited cost would cover STA’s core operating costs, such as the accounting services, audit, legal costs, general liability insurance, and limited staffing. In July 2024 the STA’s CRF balance as of June 2024 was reported to the Board at \$1,102,776 which included \$597,091 in building loan deposit reserve. \$50,000 was budgeted to contribute to the reserve in FY 2024-25 and will be recorded by year end.

In FY 2007-08, the STA Board adopted the creation of the Insurance Reserve Fund (IRF) and directed staff to fund the IRF up to \$300,000. This IRF goal has been fully met with the Self-Insured Retention (SIR) in the amount of \$100,000 per occurrence totaling \$300,000. No changes to fund balance are anticipated to occur in FY 2024-25.

In FY 2014-15, the Project Contingency Reserve Fund (PCRF) was established by the STA to help finance future project implementation and the STA's new office building. In July 2024 the STA's PCRF balance as of June 2024 was reported to the Board as \$2,486,165 after the STA's office building expenditures, which includes the scheduled building loan payment.

In FY 2021-22, a Building Reserve Fund (BRF) was established to cover any future building maintenance and repairs. In July 2024 the STA's PCRF balance as of June 2024 was reported to the Board at the amount of \$225,000. \$100,000 was budgeted to contribute to the reserve in FY 2024-25 and will be recorded by year end.

To ensure conformance with the Office of Management and Budget (OMB) Uniform Guidance (Cost Principles of State, Local, and Indian Tribal Government) and the STA's Accounting Policies and Procedures, the FY 2025-26 budget is presented with revision to the approved budget to reflect changes in budgeted revenues and expenditures.

Fiscal Impact:

The revised FY 2025-26 budget is \$108.4 million, an increase of \$57.1 million. The proposed budget revisions are reflective of reductions in the use of funding, carry forward of projects from FY 2024-25, deferrals of projects and next phases of projects such as the I-80 Express Lanes and Fairgrounds Improvement.

Recommendation:

Approve the following:

1. Adopt the STA's FY 2025-26 Proposed Budget Revision as shown in Attachment A.
2. Approve the FY 2025-26 3% COLA for STA staff including the Executive Director effective July 1, 2025; and
3. Adopt STA's Proposed Salary Schedule for FY 2025-26 effective July 1, 2025, as shown in Attachment B.
4. Approve the FY 2025-26 Organizational Chart as shown in Attachment C.

Attachments:

- A. STA FY 2025-26 Proposed Budget Revision.
- B. STA FY 2025-26 Proposed Salary Schedule.
- C. STA FY 2025-25 Proposed Organizational Chart

The following attachments will be provided to the Board Members under separate cover.

- D. FY 2024-26 Budget and Fiscal Reporting Calendar.
- E. STA FY 2025-26 Proposed Budget Worksheet

THIS PAGE INTENTIONALLY LEFT BLANK.

July 9, 2025

REVENUES				EXPENDITURES			
STA Fund	Adopted FY 2025-26	Mid-Cycle Change	Proposed FY 2025-26	Operations & Administration	Adopted FY 2025-26	Mid-Cycle Change	Proposed FY 2025-26
Members Contribution/Gas Tax (Reserve Accounts)	150,000	0	150,000	Operations Management	2,473,578	63,310	2,536,888
Members Contribution/Gas Tax	225,433	(45,185)	180,248	STA Board of Directors/Administration	50,900	15,875	66,775
Transportation Dev. Act (TDA) Art. 4/8	762,098	(22,831)	739,267	Office Building	85,000	30,000	115,000
TDA Article 3	0	15,000	15,000	Expenditure Plan	50,000	0	50,000
TDA Article 4/4.5	2,253,000	415,500	2,668,500	Contributions to STA Reserve Account	150,000	0	150,000
Regional Transportation Impact Fee (RTIF)	48,908	0	48,908	Subtotal	\$2,809,478	\$109,185	\$2,918,663
State Transit Assistance Fund (STAF)	4,801,956	1,068,247	5,870,203				
FTA 5310	100,000	0	100,000	Mobility Programs			
Office of the Traffic Safety (OTS) Grant	200,000	36,245	236,245	Mobility Programs Management & Administration	240,000	0	240,000
MTC/CBTP/SRTP	135,000	125,000	260,000	Employer/Commuters/First Last Mile Program	1,050,000	(50,000)	1,000,000
State Sustainable Planning Grant	200,000	200,000	400,000	Solano Mobility Express Vanpool Pilot Program	583,250	23,590	606,840
One Bay Area Grant 3 (OBAG 3)-Planning/Programming	1,708,711	452,859	2,161,570	Short Range Transit Plan (SRTP)	125,000	95,000	220,000
OBAG 3 - Mobility Program	418,933	2,837	421,770	Transit Coordination/Programs (NVTA/SCC)	360,000	0	360,000
OBAG 3 - SR2S Program	646,111	(225,071)	421,040	Solano Express Marketing/Guaranteed Ride	345,000	105,000	450,000
STIP Planning, Programming and Monitoring (PPM)	156,527	89,536	246,063	Transit Management Administration	75,000	0	75,000
OBAG 3 PDA Grant	300,000	24,000	324,000	Community Based Transportation - Unincorporated County	200,000	(125,000)	75,000
OBAG 3 PPA Grant	0	450,000	450,000	Community Based Transportation Plan (CBTP) - Dixon	0	175,000	175,000
Kids Plate Funds	75,000	(75,000)	0	SCC/Falcon Flyer Vanpool Pilot Program	0	400,000	400,000
Transit & Intercity Rail Capital Program (TIRCP) 2018	750,000	(750,000)	0	Transit Corridor Implementation/Solano Express	225,000	0	225,000
Transit & Intercity Rail Capital Program (TIRCP) 2020	1,700,000	0	1,700,000	Transit Ridership Study	175,000	(175,000)	0
Bridge Toll - Admin Revenue	212,330	36,644	248,974	BRT/RTF Mapping and Way Finding-Capital	0	500,000	500,000
Regional Measure 3 (RM3) Projects	505,382	906,987	1,412,369	Connected Mobility Plan/BRT	0	300,000	300,000
Transportation for Clean Air (TFCA)	175,000	0	175,000	Suisun Micro Transit-Amtrak Operation/Maintenance-	160,000	120,000	280,000
Yolo Solano Air Quality Management District (YSAQMD)	50,000	(20,000)	30,000	Paratransit Coordinating Council (PCC)	20,000	(2,000)	18,000
Quick Strike Connected Mobility	0	200,000	200,000	Medical Transports Program/GoGo Grandparent	550,000	50,000	600,000
CA Public Utilities Commission (CPUC)	140,000	0	140,000	Solano Intercity Taxi Scrip/Paratransit Program	600,000	(50,000)	550,000
Abandoned Vehicle Abatement (AVA) Program/DMV	13,500	0	13,500	ADA in Person Eligibility Program	200,000	0	200,000
REAP 2.0	0	220,000	220,000	CTSA/Mobility Management Program	120,000	(25,000)	95,000
Local Funds - Cities/County	233,084	118,094	351,178	Countywide Travel Training/Transit Ambassador Program	200,000	0	200,000
Transit Farebox	87,000	0	87,000	One Stop Transportation Call Center Program	400,000	0	400,000
Partners/Sponsors	183,250	687,250	870,500	Suisun Micro Transit Services - moved to projects	-----	-----	-----
Subtotal	\$16,231,223	\$3,909,932	\$20,141,155	First/Last Mile Program - Suisun City	125,000	75,000	200,000
				CPUC Access for All	140,000	0	140,000
STA Office Building - Capital				Vehicle Share Program	75,000	0	75,000
Local Funds - Cities/County	1,234,288	0	1,234,288	Equitable Access for Justice	50,000	0	50,000
Subtotal	\$1,234,288	\$0	\$1,234,288	Benicia 1st/Last Mile (Lyft) Program	40,000	40,000	80,000
				Soltrans Local Taxi Program	50,000	0	50,000
				Subtotal	\$6,108,250	\$1,456,590	\$7,564,840
Transportation Funds for Clean Air (TFCA) Program							
Transportation for Clean Air (TFCA)	272,912	24,841	297,753	Project Development			
Subtotal	\$272,912	\$24,841	\$297,753	Project Management/Administration	165,000	(2,242)	162,758
				Solano Express Electrification (TIRCP 2018)	750,000	(750,000)	0
Abandoned Vehicle Abatement (AVA) Program				SR 37 Improvement Project	50,000	3,828	53,828
Department of Motor Vehicle (DMV)	450,000	0	450,000	Pavement Management Program	16,075	5,380	21,455
Subtotal	\$450,000	\$0	\$450,000	2026 Pothole Report	0	82,570	82,570
				SR2 Transit - TIRCP 2020	623,677	71,323	695,000
I-80 Interchange Project - Package 5				Inductive Charging (TIRCP 2020)	1,900,000	70,584	1,970,584
Regional Measure 3	8,000,000	(2,000,000)	6,000,000	I-80 Interchange Project - Package 5	8,000,000	(2,000,000)	6,000,000
Subtotal	\$8,000,000	(\$2,000,000)	\$6,000,000	I-80/I-680/SR 12 Interchange Project	1,000,000	0	1,000,000
				Fairgrounds Improvement Project	6,000,000	23,507,667	29,507,667
I-80/I-680/SR 12 Interchange Project - Close Out				Fairgrounds Mobility Hub	48,935	0	48,935
Regional Measure 3	1,000,000	0	1,000,000	I-80 Express Lanes Project	2,500,000	30,000,000	32,500,000
Subtotal	\$1,000,000	\$0	\$1,000,000	I-80 WB Truck Scales Project	9,500,000	500,000	10,000,000
				Regional Transportation Impact Fee (RTIF) Program	6,000,000	1,000,000	7,000,000
I-80 Express Lanes Project				Suisun City Micro Transit Services	900,000	222,500	1,122,500
Regional Measure 3	2,500,000	30,000,000	32,500,000	Suisun City Micro Transit Capital Bus Purchase	0	196,560	196,560
Subtotal	\$2,500,000	\$30,000,000	\$32,500,000	STA office Building - Capital	1,234,288	0	1,234,288
				Transit Coordination-Rio Vista Delta Breeze	85,084	0	85,084
I-80 WB Truck Scales Project				DMV Abandoned Vehicle Abatement (AVA) Program	450,000	0	450,000
Regional Measure 3 (RM3)	9,500,000	500,000	10,000,000	Solano Rail Hub-Environmental/Design	522,882	890,498	1,413,380
Subtotal	\$9,500,000	\$500,000	\$10,000,000	Subtotal	\$39,745,941	\$53,798,668	\$93,544,609
Fairgrounds Improvement Project				Strategic Planning			
RM 3 Funds	2,299,000	20,934,989	23,233,989	Planning Management/Administration	270,584	205,786	476,370
TDA 4/4.5	1,500,000	500,000	2,000,000	Events/Public Information	25,000	0	25,000
RTIF Funds	1,401,000	499,000	1,900,000	Model Development/Big Data	40,000	0	40,000
STAF Funds	800,000	673,677	1,473,677	Solano Rail Hub - Environ/Design- moved to projects	-----	-----	-----
TFCA/BAAQMD	100,000	100,000	200,000	Model Update	0	375,000	375,000
TDA 3	800,000	800,000	1,600,000	CMP/Vehicle Miles Travel (VMT)	215,000	(190,000)	25,000
Subtotal	\$6,000,000	\$23,507,666	\$29,507,666	Electric Vehicle (EV) Implementation Plan	150,000	0	150,000
				Comprehensive Transportation Plan (CTP) Implementation	306,871	200,000	506,871
Fairgrounds Mobility Hub				PDA Grant - FF/SS	150,000	174,000	324,000
LCTOP	48,935	196,560	245,495	Wayfinding Signage Program	0	15,000	15,000
Subtotal	\$48,935	\$196,560	\$245,495	PPA Grant/Solano EDC	150,000	300,000	450,000
				Climate Adaptation Plan	241,835	200,000	441,835
Regional Transportation Impact Fee (RTIF) program				Countywide Housing Element/SolHIP	0	103,094	103,094
Regional Impact Fee	6,000,000	1,000,000	7,000,000	County Collaborative-Housing Element Imp/REAP 2.0	0	220,000	220,000
Subtotal	\$6,000,000	\$1,000,000	\$7,000,000	Safe Route to School (SR2S) Program	370,157	0	370,157
				SR2S Program Enforcement Grant-SS/Ben	150,000	(100,000)	50,000
TOTAL ALL REVENUE	\$51,237,358	\$57,138,999	\$108,376,357	Kids Plate - SR2S Program	53,165	(53,165)	0
				Solano/Napa North Bay Rail Study	0	300,000	300,000
				OTS Grant Bicycle Education/SR2S Program	178,165	0	178,165
				Transportation Funds for Clean Air (TFCA) Programs	272,912	24,841	297,753
				Subtotal	\$2,573,689	\$1,774,556	\$4,348,245
				TOTAL ALL EXPENDITURES	\$51,237,358	\$57,138,999	\$108,376,357



PROPOSED STA SALARY SCHEDULE FY 2025-26

3% COLA Effective July 1, 2025

Job Title	FLSA Status	Position Code	Salary Range		
			Minimum Monthly	Maximum Monthly	
Accountant I	N	9005	\$6,133	-	\$7,453
Accountant II	N	9010	\$6,590	-	\$8,010
Accounting & Administrative Services Manager	E	9015	\$11,503	-	\$13,983
Accounting Technician	N	9020	\$5,365	-	\$6,520
Administrative Assistant I	N	9025	\$4,470	-	\$5,434
Administrative Assistant II	N	9030	\$5,031	-	\$6,116
Administrative Clerk	N	9035	\$3,718	-	\$4,522
Assistant Director of Programs	E	90**	\$10,706	-	\$12,937
Assistant Planner	N	9040	\$6,337	-	\$7,702
Assistant Program Manager	N	9045	\$6,590	-	\$8,010
Assistant Project Manager	N	9050	\$6,590	-	\$8,010
Associate Planner	N	9055	\$7,265	-	\$8,831
Clerk of the Board/Office Manager	E	9060	\$8,623	-	\$10,481
Customer Service Representative (CSR) I	N	9065	\$3,543	-	\$4,306
Customer Service Representative (CSR) II	N	9070	\$3,721	-	\$4,524
Deputy Executive Director/Director of Planning	E	9185	\$15,434	-	\$18,756
Director of Planning	E	9080	\$14,031	-	\$17,051
Director of Programs	E	9085	\$13,148	-	\$15,981
Director of Projects	E	9170	\$17,820	-	\$21,660
Executive Director	E	9000	\$20,881	-	\$25,379
Finance and Budget Manager	E	9195	\$11,503	-	\$13,983
Human Resources/Contract Administrator**	N	90**	\$6,590	-	\$8,010
Legislative Policy and Communications Manager	E	9090	\$9,496	-	\$11,540
Planning Assistant	N	9095	\$5,633	-	\$6,846
Program Coordinator I	N	9105	\$4,471	-	\$5,433
Program Coordinator II	N	9110	\$4,694	-	\$5,706
Program Services Administrator	E	9100	\$8,239	-	\$10,014
Program Services Division Manager	E	9115	\$9,507	-	\$11,556
Program Services Supervisor	N	9175	\$5,911	-	\$7,183
Project Assistant	N	9120	\$5,633	-	\$6,846
Project Engineer	E	9125	\$10,678	-	\$12,980
Program Manager	N	9190	\$7,848	-	\$9,538
Project Manager	N	9130	\$7,848	-	\$9,538
Senior Accountant	N	9135	\$7,848	-	\$9,538
Senior Administrative Assistant	N	9180	\$5,632	-	\$6,844
Senior Customer Service Representative	N	9150	\$4,073	-	\$4,951
Senior Planner	N	9140	\$8,240	-	\$10,014
Senior Program Coordinator	N	9145	\$5,139	-	\$6,247
Senior Project Manager	E	9155	\$9,055	-	\$11,006
Senior Transit Mobility Coordinator	N	9162	\$6,590	-	\$8,010
Transit Mobility Coordinator I	N	9160	\$5,632	-	\$6,846
Transit Mobility Coordinator II	N	9161	\$6,208	-	\$7,547
Transit Program Manager	E	9165	\$9,055	-	\$11,006
			Minimum Hourly		Maximum Hourly
Administrative Assistant I (PT)	N	9555	\$25.80	-	\$31.34
Customer Service Representative (CSR) I (PT)	N	9505	\$20.45	-	\$24.74
Customer Service Representative (CSR) II (PT)	N	9510	\$21.48	-	\$26.10
Interns *	N	9545	\$18.00	-	\$25.00
Program Coordinator I (PT)	N	9515	\$25.80	-	\$31.34
Program Coordinator II (PT)	N	9520	\$27.08	-	\$32.92
Senior Customer Service Representative (PT)	N	9530	\$23.49	-	\$28.56
Senior Program Coordinator (PT)	N	9525	\$29.64	-	\$36.04
Special Projects (Retiree)	N	9550	\$20.45	-	\$146.42

All classifications may have an equivalent full time and part time salary range.

* Retiree **New classification

Proposed (07-01-2025) STA Organizational Chart

FY 2025-26

Full Time (FTE) - 26

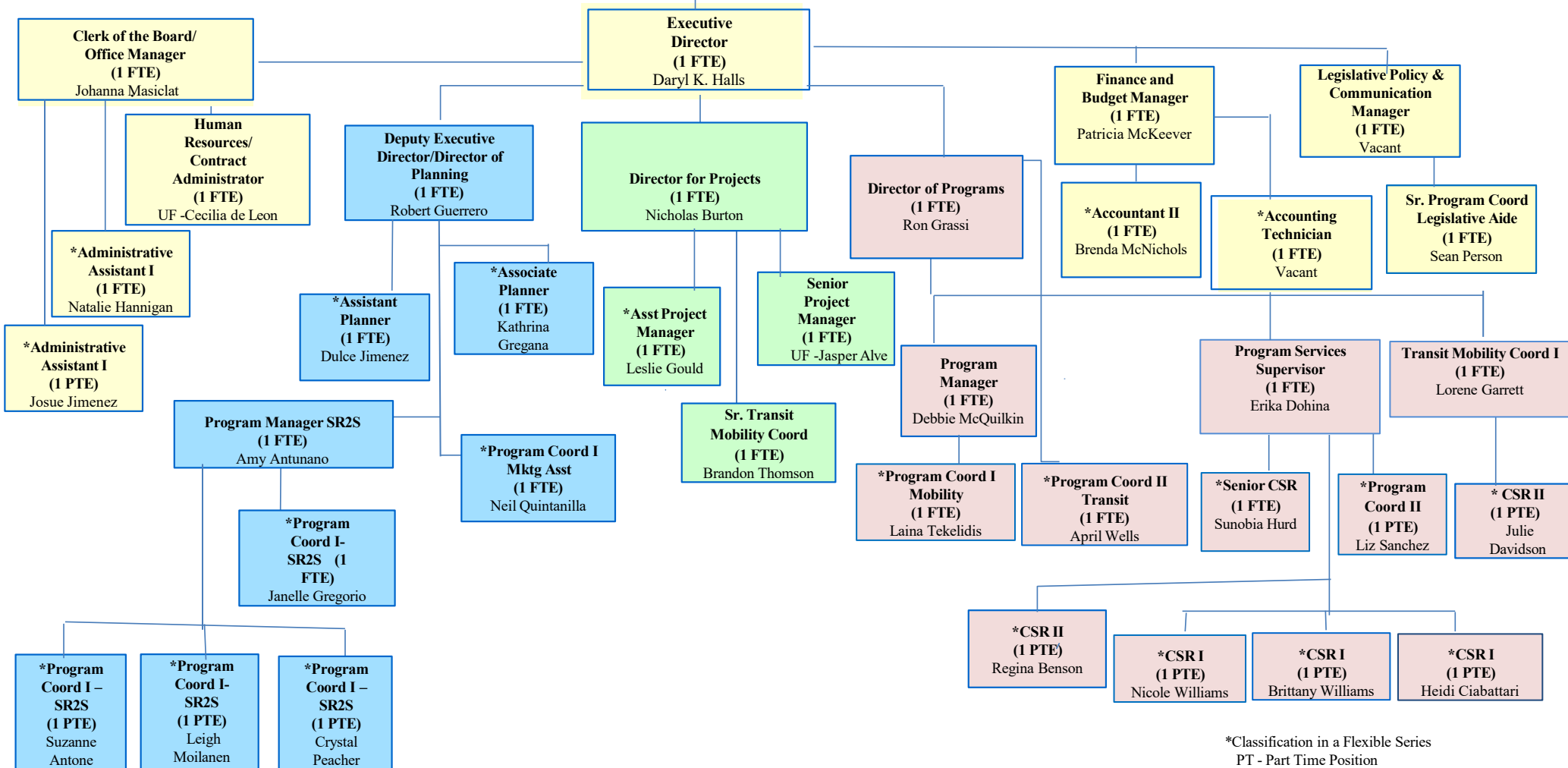
Part Time (PTE) - 10

Total - 36



423 Main Street
Suisun, CA 94585
Tel.: (707) 424-6075
Fax: (707) 424-6074

Legal Counsel
Megan Callaway



*Classification in a Flexible Series
PT - Part Time Position
CSR - Customer Service Representative
UF - Underfilled

THIS PAGE IS INTENTIONALLY LEFT BLANK.



DATE: June 27, 2025
TO: STA Board
FROM: Ron Grassi, Director of Programs
Lorene Garrett, Transit Mobility Coordinator I
April Wells, Program Coordinator II
RE: Update on Solano Express Guaranteed Ride (GR) Program

Background:

The Guaranteed Ride Home (GRH) Program supports Solano County residents and employees who commute by reimbursing the cost (up to \$100) of a ride home in the event of an unexpected emergency. To participate in the program, participants must reside in or work in Solano County.

During FY 2021-22, due to a shortage of drivers and numerous missed trips, the GRH program added transit that did not show up at its scheduled time to the list of qualified emergencies. To increase equity and accessibility for those who cannot afford to pay for their ride and wait for reimbursement, Solano Mobility added an Uber Voucher option to the program in September 2022, creating the Guarantee Ride (GR) Program for Solano Express commuters whose route was cancelled or trip was missed.

The GR Program assures commuters traveling to and from work on Solano Express that they will be able to get to and from their jobs if the Solano Express bus is delayed or does not arrive. At the start of the GR program, STA staff could easily verify proper ride usage by comparing the real-time data provided on Twitter. However, in July 2023, when Twitter was rebranding to X, the data was no longer available for STA staff to capture and analyze.

Discussion:

On September 14, 2022, the STA Board approved the Solano Express Guarantee Ride Program. Due to SolTrans having a shortage of drivers, which created numerous Solano Express missed trips.

As of May 31, 2025, 694 commuters were enrolled in the GR program. During May, 224 riders took 678 rides for \$33,939.72. The GR program assures commuters traveling to and from work on the Solano Express that they will be able to get to and from their jobs if their Solano Express bus is delayed or does not arrive.

At the start of the GR program, STA staff could easily verify proper ride usage by comparing the real-time data provided on Twitter. However, SolTrans staff indicated that in July 2023, with Twitter's change of ownership and becoming X, the data could no longer be provided. STA staff repeatedly requested missed trip data from SolTrans but only received information for two weeks from May 19, 2024, to June 2, 2024. During this timeframe, 514 riders were enrolled in the program. 198 GR rides were used by 110 riders. SolTrans reported 28 missed Solano Express runs, and 15 matches were identified in the GR data. See Attachment A, Tables A.1 and A.3.

Based on the data, STA staff determined that 45 riders took 68 GR rides, which were defined as being outside the scope of the program (misuse), with 28 of those rides taken outside of Solano Express schedules. 1 ride was characterized as misuse, with the rider traveling from Dixon to Woodland. 3 riders created multiple accounts to use more than the 4 rides allotted per month,

also misused. See Attachment A, Table A.4. Misuse was further characterized as listed in Attachment A, Table A.5. The remaining rides were considered Possible Early/Late/Missed bus. Of the Possible Early/Late/missed bus, 82 rides were to/from the rider's destination rather than to/from a transit hub, as GR is intended. See Attachment A, Table A.3 and A.6.

It should be noted that the STA data analysis process is intensive. Latitude and longitude data for each origin and destination were converted to physical locations. Ride pickup locations and times, along with user information on Solano Express routes normally used, were compared to the missed routes. See Attachment A, Table A.2 for missed runs by the Solano Express route.

To characterize the data that did not match, further analysis was required. The following assumptions were made:

1. Possible Late/Early/Missed bus was used to characterize rides used within 30 minutes of a bus's departure time. If SolTrans can provide Early/Late times and whether an alert was provided, along with the timing of that alert, this would help STA staff remove this assumption and better identify misuse.
2. GRH use was assumed for riders using the program on Memorial Day when transit didn't operate.

To perform a deep dive into the data, information gathered at registration (home/work city and Solano Express Line(s) used) was included. Each ride was then compared to the Solano Express schedule to see if it fell within 30 minutes of a planned departure. Rides were further sifted by user's name and number of rides to identify patterns.

Because the program was implemented to provide equity to Solano Express riders who might not be able to wait for reimbursement for a ride, there seems to be confusion about the Solano Express Guarantee Ride (GR) and the Guarantee Ride Home (GRH) Program. Some riders used GR as a First/Last Mile option traveling from to/from their Solano County home or work. Some riders used GR as a GRH option, traveling from a Solano County transit station to their employer outside the county (rather than traveling to BART or another transit hub.). All riders who sign up for GR currently receive a confirmation email with instructions for program use and notification that they will be removed from the program for misuse.

With 514 riders registered and 110 riders using the program during the timeframe, 79% of riders did not use the pass. 66% of the rides used were appropriate. Only 19 riders took 3 or more rides. The majority took 1 or 2 rides. This demonstrated that the majority of Solano Express riders are using the pass as an insurance policy; however, STA staff need regular data reports from SolTrans to continue identifying misuse trips.

On June 11, 2025, the STA Board approved extending the program to FY 2025-26. However, It is evident that some misuse has occurred based on the limited data received, and mechanisms need to be implemented to minimize such misuse. This includes the following next steps:

1. STA Staff will follow up with a notification educating all riders on proper program use and informing them that they will be removed for future misuse. (24 users were issued warning letters following the analysis)
2. After a warning is issued, any rider misusing the program will be removed. (4 users were removed from the program when STA received 2 weeks of missed run data from SolTrans in May/June 2024)
3. As required through the Solano Express Intercity Funding and Cost Sharing Agreement, have SolTrans provide late, early, and missed bus data, along with alert notices and the timing of those alerts, so that STA staff can better identify misuse. Data is requested from July 1, 2024, and every month thereafter.

4. Update location information for all Solano Express stops to help staff accurately update the geofences. For example, the Yellow Line has stops on Military that are not listed on the schedule or on Google Maps.
5. As the GR aspect of this program was established to maintain Solano Express ridership due to missed routes during the driver shortage. As the service reliability improves, STA will develop criteria for scaling down the program in coordination with the Consortium.

This informational item was presented to the Solano County Intercity Transit Consortium and the STA TAC at their respective meetings on June 25 and June 26, 2025.

Recommendation:

Informational.

Attachments:

- A. Guaranteed Ride Analysis
- B. Guaranteed Ride Data Based on Invoice

THIS PAGE INTENTIONALLY LEFT BLANK.

Table A.1: Guaranteed Ride (GR) Data Summary

GR Data Summary	
Missed runs (Solano Express)	28
Vouchers Used	198
Unique GR Customers	110

Table A.2: Solano Express (SE) Missed Runs

Solano Express Missed Runs	
Red	8
Green	17
Blue	1
Yellow	2
Total	28

Table A.3: Uber Voucher Ride Data Summary

Uber Voucher Ride Data Summary	
Match	15
Possible Early/Late/Missed Bus	105
GRH	10
Misuse	68
Total	198

Table A.4: Number of Rides by Customers

Customer Ride Numbers	
4 rides or more	7
3 rides	12
2 rides	37
1 ride	55

Table A.5: Misuse Characterization by Number of Rides

Misuse Characterization	
FLM	11
Local Travel	8
Out of the County	10
Travel to/from Sacramento	4
Outside SE Schedule	31
Overlapping Uses on Same Day	3
Past Transit Hub	1
Total	68

Table A.6: Characterization of Possible Early/Late/Missed Bus by Number of Rides

Possible Early/Late/Missed Bus	
Traveled to/from Destination	82
Traveled to and from Transit Hub	23

Table A.7: Data Provided by Uber

Request Date	Duration	Fare
Request Time	Pick Up Latitude	Voucher Information
Drop-Off Date	Pick Up Longitude	First Name
Drop-Off Time	Drop-Off Latitude	Last Name
Distance	Drop-Off Longitude	

2022						
Month	# Rides	Cost	# Riders		Month	# Rides
N/A					January	333
N/A					February	339
N/A					March	319
N/A					April	236
N/A					May	220
N/A					June	281
N/A					July	332
N/A					August	315
September	28	\$1,039.67	15		September	406
October	136	\$5,101.41	49		October	392
November	203	\$9,376.43	66		November	386
December	270	\$11,214.70	77		December	512
TOTAL	637	\$26,732.21			TOTAL	4,071

**Solano Express Guaranteed Ride
(Based on Invoice)**

2023			2024			
Cost	# Riders		Month	# Rides	Cost	# Riders
\$12,547.41	103		January	494	\$18,923.65	158
\$12,880.77	100		February	513	\$21,384.16	155
\$12,503.24	97		March	644	\$27,914.64	189
\$8,851.88	87		April	565	\$25,860.39	181
\$8,538.91	75		May	549	\$24,630.42	183
\$11,224.55	95		June	549	\$25,089.28	181
\$12,917.23	119		July	514	\$24,403.93	180
\$12,524.57	117		August	528	\$25,202.74	176
\$16,615.17	132		September	543	\$25,155.14	185
\$16,391.97	146		October	574	\$25,978.17	191
\$15,211.45	130		November	575	\$26,886.99	200
\$21,842.83	162		December	653	\$30,922.29	223
\$162,049.98			TOTAL	6,703	\$302,350.80	

TO DATE
RIDES: 14,817
COST: \$650,730.67

2025			
Month	# Rides	Cost	# Riders
January	673	\$28,250.90	200
February	668	\$29,996.83	197
March	702	\$33,914.99	226
April	685	\$33,495.24	214
May	678	\$33,939.72	224
N/A			
N/A			
N/A			
N/A			
N/A			
N/A			
N/A			
TOTAL	3,406	\$159,597.68	1061

THIS PAGE INTENTIONALLY LEFT BLANK.



DATE : June 30, 2025
TO: STA Board
FROM: Erika Dohina, Program Services Supervisor
RE: Solano Mobility Call Center 3rd Quarter Report for FY 2024-25

Background:

The Solano Mobility Program of the Solano Transportation Authority (STA) began as part of a statewide network of rideshare programs funded primarily by Caltrans for the purpose of managing countywide and regional rideshare programs in Solano County and providing air quality improvements through trip reduction.

In February 2014, the STA expanded its services to include the Solano Mobility Call Center, which was originally one of four Solano Mobility priorities identified in 2011 as part of the Solano Transportation Study for Older Adults and People with Disabilities. In addition to providing commuters and Solano County employers with information on a variety of transit services and incentive programs, the Mobility Call Center provides older adults and people with disabilities with a range of various mobility information.

Discussion:

Solano Mobility Call Center

For the 3rd Quarter of FY 2024-25, the Solano Mobility Call Center assisted 2,059 customers in person and over the phone. There were also 49,281 website hits.

The Call Center Activity Quarterly Summary:

- Assisted 109 walk in customers.
- Processed 121 applications received through Solano Mobility website
- Attended 3 events and spoke with about 120 Solano County residents and 1 Spanish travel training
- Geographical breakdown of City of Residence of callers:

Vallejo	33%
Fairfield	20%
Vacaville	18%
Suisun City	11%
Benicia	7%
Dixon	3%
Rio Vista	2%
Other (outside of Solano County)	6%

Attachment A provides additional details regarding STA Mobility Call Center activities. Even with an average of increase in calls, walk ins and website hits, the Solano Mobility Call Center staff has an average wait time of answering calls in less than 10 seconds and have received multiple compliments for offering this type of service. Almost 14% of the Call Center calls are over 7 minutes.

The efficiency and effectiveness of these services are determined using the corresponding STA Connected Mobility Implementation Plan Guidelines, Performance Measures, & Benchmarks, which were approved and adopted by the STA Board on June 28, 2022 (Attachment B). The plan is included below. Using the performance measures, STA can determine the ongoing relevance, usability, adaptability, and sustainability of the mobility services currently offered in Solano County. Specifically, the STA Connected Mobility Implementation Plan Guidelines, Performance Measures, & Benchmarks goals and objectives support the recommendations of the Metropolitan Transportation Commission's (MTC's) Blue Ribbon Transit Recovery Task Force. All standards meet the criteria as defined in the evaluation methodology.

Fiscal Impact:

The approved FY 2024-25 budget for the One-Stop Call Center programs is \$385,000 funded through FTA 5310 and State Transit Assistance Funds (STAF).

Recommendation:

Informational.

Attachments:

- A. Call Center Activity Chart: FY 24/25
- B. STA Connected Mobility Implementation Plan

CALL CENTER ACTIVITY CHART

FY 24/25

		<u>1st Qtr.</u>	<u>2nd Qtr.</u>	<u>3rd Qtr.</u>	<u>TOTALS</u>
Public Transportation	Solano Express	198	169	182	549
	Local Routes	142	133	138	413
	Travel Training	5	25	14	44
	Trip Planning	114	80	96	290
ADA/ PT	ADA/Paratransit	177	130	189	496
Taxi/PEX	PEX Inquiry	370	314	294	978
	PEX Add	198	192	165	555
Private Transit	FIA, Partnership, Northbay	30	21	39	90
RTC/ Clipper	RTC	28	30	27	85
	Clipper	32	20	36	88
Programs	GGG	377	354	388	1,119
	Microtransit	181	129	103	413
	Commuter Incentives	137	96	94	327
	Veterans	23	22	16	61
Other	Other	106	135	147	388
	Amtrak/Greyhound	18	19	14	51
Calls 7+ minutes		319	262	217	798
Bilingual:		6	12	7	25
TOTAL CALLS:		2,136	1,859	1,943	5,938
Walk-In	RTC App Submitted	10	10	7	27
	Clipper Senior/Youth	25	8	9	42
	POYNT Transaction	15	5	7	27
	SMT Transaction	4	2	0	6
	Clipper Transaction	0	0	0	0
	Other	75	62	86	224
TOTAL WALK-INS		129	87	109	326
	TOTAL WEBSITE VIEWS:	39, 459	36,683	49,281	125,423

STA Connected Mobility Implementation Plan Guidelines, Performance Measures & Benchmark Goals and Objectives

Solano Mobility Call Center: Inquiries and requests are handled clearly and responsively in a way that enhances mobility program usability and accessibility, and in a manner that meets the quantifiable conditions listed below.

Overall, Solano Mobility's call center should be oriented around customer service quality, with a focus on effective responsiveness to caller inquiries. To ensure quality, the program should have customer service standards that detail methods of effectively handling responses, as well as detailing acceptable answer speeds or hold times. These conditions include the following:

- Consistent communication with partnered agencies to keep up to date with relevant information. Fully staffed call center to ensure little to no hold times between the hours of 8-5pm M-F.
- Average call answer time is less than 20 seconds.
- Average call hold time is less than 30 seconds.
- Return messages within one business day of message receipt.
- Respond to valid complaints within 48 hours of complaint receipt.
- Five percent increase in program participation annually.

Evaluation Methodology:	Meets Criteria if:
Coordinate with Solano Mobility to review Call Center policies and processes.	Solano Mobility Call Center program has clearly defined customer service standards that meet the conditions listed above and are oriented to ensure quality, effectiveness, and efficiency of responsiveness.



DATE: June 17, 2025
TO: STA Board
FROM: Jasper Alve, Project Manager
RE: Summary of Funding Opportunities

Discussion:

Below is a list of funding opportunities that will be available to STA member agencies during the next few months broken up by Federal, State, and regional sources.

	FUND SOURCE	TOTAL AMOUNT AUTHORIZED	APPLICATION DEADLINE
Federal			
1.	2025 Safe Streets and Roads for All https://www.transportation.gov/sites/dot.gov/files/2025-03/SS4A-FY25-NOFO.pdf	\$982M	June 26, 2025
2.	FY 2025 Buses and Bus Facilities Program https://www.grants.gov/search-results-detail/358956	\$398M	July 14, 2025
3.	FY 2025 Low or No Emission Program https://www.grants.gov/search-results-detail/358957	\$1.105B	July 14, 2025
4.	Port Infrastructure Development Program https://www.grants.gov/search-results-detail/358404	\$500M	September 10, 2025
State			
1.	Depot Charging and Hydrogen Refueling Infrastructure for Zero-Emission Medium-and-Heavy-Duty On-Road, Off-Road, and Specialty Vehicles https://www.grants.ca.gov/grants/gfo-24-612-depot-charging-and-hydrogen-refueling-infrastructure-for-zero-emission-medium-and-heavy-duty-on-road-off-road-and-specialty-vehicles/	\$20M	July 11, 2025
2.	Tire-Derived Aggregate Grant https://www.grants.ca.gov/grants/tire-derived-aggregate-grant/	\$750,000	July 17, 2025
3.	Medium-and-Heavy-Duty Zero-Emission Vehicle Port Infrastructure https://www.grants.ca.gov/grants/gfo-24-610-medium-and-heavy-duty-zero-emission-vehicle-port-infrastructure/	\$40M	July 23, 2025

This item agendized as informational, no discussion at the STA TAC meeting on Wednesday, June 25, 2025.

Fiscal Impact:

None.

Recommendation:

Informational.



DATE: June 20, 2025
TO: STA Board
FROM: Johanna Masclat, Clerk of the Board
RE: STA Board and Advisory Committees Meeting Calendar for 2025

Discussion:

Attached is the 2025 STA Board and Advisory Committees Meeting Schedule that may be of interest to the STA Board.

Fiscal Impact:

None.

Recommendation:

Informational.

Attachment:

- A. STA Board and Advisory Committees Meeting Schedule for Calendar Year 2025

**STA BOARD AND ADVISORY
COMMITTEE MEETING SCHEDULE
CALENDAR YEAR 2025 (Last updated by JM 6/30/2025)**

STA Board: Meets 2nd Wednesday of Every Month
 Consortium: Meets Last Tuesday of Every Month
 TAC: Meets Last Wednesday of Every Month
 BAC: Meets 1st Thursday of every Odd Month
 PAC: Meets 1st Thursday of every Even Month
 PCC: Meets 3rd Thursday of every Odd Month
 SR2S-AC: Meets 3rd Wednesday - Quarterly

DATE	TIME	DESCRIPTION	LOCATION	STATUS
Wed., July 9	4:00 p.m.	Transit & Rideshare Element Committee	TENTATIVE	TENTATIVE
Wed., July 9	6:00 p.m.	STA Board Meeting	423 Main Street, Suisun City	Confirmed
Thurs., July 3	6:00 p.m.	Bicycle Advisory Committee (BAC)	423 Main Street, Suisun City	Confirmed
Thurs., July 17	1:00 p.m.	Paratransit Coordinating Council (PCC)	423 Main Street, Suisun City	Confirmed
(No Meeting) SUMMER RECESS		Solano County Intercity Transit Consortium	N/A	N/A
		Technical Advisory Committee (TAC)	N/A	N/A
Thurs., August 7	6:00 p.m.	Pedestrian Advisory Committee (PAC)	423 Main Street, Suisun City	Confirmed
(No Meeting) SUMMER RECESS		STA Board Meeting	N/A	N/A
Wed., August 20	1:30 p.m.	Safe Routes to School Advisory (SR2S-AC)	423 Main Street, Suisun City	Confirmed
Tues., August 26	1:30 p.m.	Solano County Intercity Transit Consortium	423 Main Street, Suisun City	Confirmed
Tues., August 26	3:00 p.m.	Intercity Transit Funding Working Group (ITFWG)	423 Main Street, Suisun City	Confirmed
Wed., August 27	1:30 p.m.	Technical Advisory Committee (TAC)	423 Main Street, Suisun City	Confirmed
Thurs., Sept. 4	6:00 p.m.	Bicycle Advisory Committee (BAC)	423 Main Street, Suisun City	Confirmed
Wed., Sept. 11	6:00 p.m.	STA Board Meeting	423 Main Street, Suisun City	Confirmed
Thurs., Sept. 18	1:00 p.m.	Paratransit Coordinating Council (PCC)	423 Main Street, Suisun City	Confirmed
Tues., Sept. 23	1:30 p.m.	Solano County Intercity Transit Consortium	423 Main Street, Suisun City	Confirmed
Wed., Sept. 24	1:30 p.m.	Technical Advisory Committee (TAC)	423 Main Street, Suisun City	Confirmed
Thurs., Sept. 25	9:30 a.m.	Consolidated Transportation Services Agency (CTSA-AC)	423 Main Street, Suisun City	Confirmed
Thurs., Oct. 2	6:00 p.m.	Pedestrian Advisory Committee (PAC)	423 Main Street, Suisun City	Confirmed
Wed., Oct. 15	6:00 p.m.	STA Board Meeting	423 Main Street, Suisun City	Confirmed
No meeting due to STA's Annual Awards in Nov. (No STA Board Meeting)		Solano County Intercity Transit Consortium	N/A	N/A
		Technical Advisory Committee (TAC)	N/A	N/A
Thurs., Nov. 6	6:00 p.m.	Bicycle Advisory Committee (BAC)	423 Main Street, Suisun City	Confirmed
Wed., Nov. 12	5:00 p.m.	STA's 28th Annual Awards	TBD	
Tues., Nov. 18	1:30 p.m.	Solano County Intercity Transit Consortium	423 Main Street, Suisun City	Confirmed
Wed., Nov. 19	1:30 p.m.	Technical Advisory Committee (TAC)	423 Main Street, Suisun City	Confirmed
Wed., Nov. 19	1:30 p.m.	Safe Routes to School Advisory (SR2S-AC)	423 Main Street, Suisun City	Confirmed
Thurs., Nov. 20	1:00 p.m.	Paratransit Coordinating Council (PCC)	423 Main Street, Suisun City	Confirmed
Thurs., Dec. 4	6:00 p.m.	Pedestrian Advisory Committee (PAC)	423 Main Street, Suisun City	Confirmed
Wed., Dec. 10	6:00 p.m.	STA Board Meeting	423 Main Street, Suisun City	Confirmed
Tues., Dec. 16	1:30 p.m.	Solano County Intercity Transit Consortium	423 Main Street, Suisun City	Confirmed
Wed., Dec. 17	1:30 p.m.	Technical Advisory Committee (TAC)	423 Main Street, Suisun City	Confirmed