



STA Transportation Equity Working Group Meeting

Robert Guerrero
Director of Planning

Kathrina Gregana
Associate Planner




Role of the Solano Transportation Authority

The STA is responsible for countywide transportation planning, programming transportation funds, managing and providing transportation programs and services, delivering transportation projects, and setting transportation priorities.

Solano Comprehensive Transportation Plan (CTP)

- Foundational document for Transportation Projects and Programs to be eligible for STA's discretionary funding and support
- Includes the following elements and chapters:
 - Active Transportation Element
 - Arterials, Highways and Freeways Element
 - Transit and Rideshare Element
 - Land Use Chapter
 - Equity Chapter
- Transportation Projects and Programs identified in the CTP are also eligible to be included in MTC's Regional Transportation Plan called Plan Bay Area
- CTP was last updated in 2020



Role of STA Transportation Equity Working Group

Advise the STA on implementing transportation equity in the planning, programming, and delivery of transportation projects in Solano County

- Guide the development of the Equity Chapter of the Comprehensive Transportation Plan (CTP) Update
- Monitor the STA's transportation investments to track allocation of fund sources to underserved areas
- Provide guidance on other equity-related efforts

History of the STA Transportation Equity Working Group (EWG)

In 2019, the EWG was formed to guide the Equity Chapter of the 2020 Countywide Transportation Plan

- Accomplishments:
 - Completion of 2020 CTP Equity Chapter
 - Developed STA Transportation Equity Principles
 - Expanded STA's Mission Statement to add "for all"

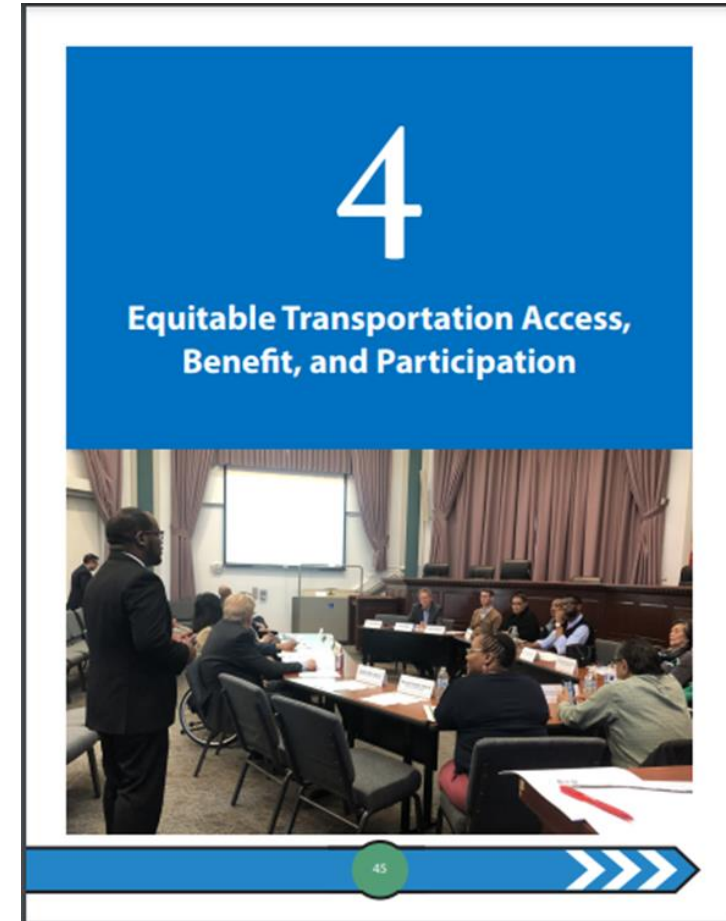


STA Mission Statement

*"To Improve the quality of life in Solano County by delivering transportation projects to ensure mobility, travel safety, and economic vitality **for all.**"*

STA Equity Chapter and Transportation Guiding Principles

- 1- STA works in partnership with local, regional, and state governments and our whole community to provide and maintain a safe, innovative, equitable multi-modal transportation system in Solano County.
- 2- STA seeks to advance a just, healthy, and prosperous quality of life in all Solano County communities while addressing transportation and the diverse mobility needs of our residents, businesses, and visitors.
- 3- STA values and commits to meaningful participation of Solano County's vulnerable populations in all aspects of mobility and infrastructure planning to ensure that disadvantaged communities unique and unmet needs are prioritized.
- 4- STA supports locally-decided land uses that stimulate economic opportunity and produce affordable housing within a range of housing options with accessible connections for all, leading to downtowns, public rail stations, and along major bus service corridors, in conjunction with acting to protect Solano County's key agricultural and open space areas.
- 5- STA routinely measures, evaluates, and clearly presents transportation performance results for public review to insure that its policies, plans, and budgets are fair, effective, and reflect community-focused priorities of Solano County residents and businesses.



Comprehensive Transportation Plan (CTP) Update Schedule

Date	CTP Committee Meetings
May 10, 2023	Active Transportation Committee 1st Meeting
June 14, 2022	Arterials, Highways and Freeways Committee 1st Meeting
May 24, 2023	Equity Working Group 1st Meeting
July 12, 2023	Transit Element Committee 1st Meeting
September-October 2023	Equity Working Group 2nd Meeting
<i>September 13, 2023</i>	<i>Transit Element Committee *Tentative</i>
October 11, 2023	Active Transportation Committee 2nd Meeting
December 13, 2023	Arterials, Highways and Freeways Committee 2nd Meeting
January 10, 2024	Transit Element Committee 2nd Meeting
April 10, 2024	Active Transportation Committee 3rd Meeting
May 8, 2024	Arterials, Highways and Freeways Committee 3rd Meeting
June 12, 2024	Transit Committee 3rd Meeting



STA Transportation Equity Working Group Recent Accomplishments

1. Developed the Equity Criteria as part of the One Bay Area Grant (OBAG) Cycle 3 process - 2022
2. Nominated Committee Project Priorities as part of the OBAG 3 process - 2022
3. Serves as the Steering Committee for the Vallejo SolSTEP Project - 2022

Equity Designations – Federal Level

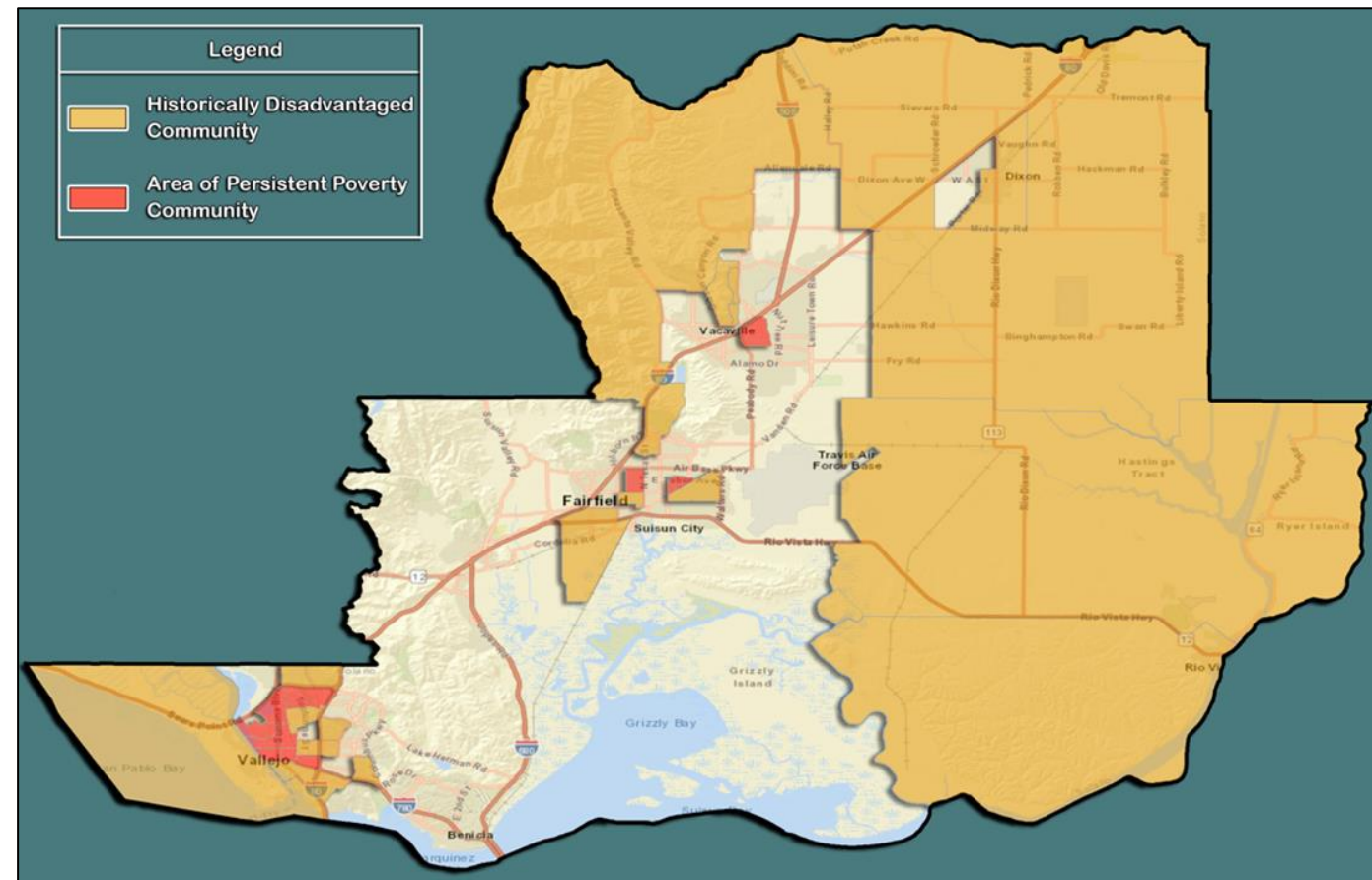
Areas of Persistent Poverty

Census tracts that have maintained poverty rates of 20% or more for the past 30 years

Historically Disadvantaged Community

Based on 22 indicators across 6 categories of transportation disadvantage:

1. Transportation Access Disadvantage
2. Health Disadvantage
3. Environmental Disadvantage
4. Economic Disadvantage
5. Resilience Disadvantage
6. Equity Disadvantage



Source: <https://www.transportation.gov/priorities/equity/justice40/transportation-disadvantaged-census-tracts-historically-disadvantaged>

Equity Designations – Federal Level

Justice 40 Initiative – List Funding Programs

Federal Highway Administration (FHWA)

1. Carbon Reduction Program*
2. Charging & Fueling Infrastructure Grants*
3. Congestion Mitigation and Air Quality Improvement Program*
4. Congestion Relief Program*
5. Disadvantaged Business Enterprise Supportive Services*
6. National Electric Vehicle Competitive Program*
7. National Electric Vehicle Formula Program*
8. Nationally Significant Federal Lands and Tribal Projects*
9. On the Job Supportive Services*
10. Promoting Resilient Operations for Transformative, Efficient, and Cost-saving Transportation (PROTECT) (23 USC 176)*
11. Protect Grants (23 USC 176(d))*
12. Reduction of Truck Emissions at Port Facilities*
13. Transportation Alternatives (Surface Transportation Block Grant set-aside)*
14. Tribal High Priority Projects Program*
15. Tribal Transportation Facility Bridges (Bridge Investment Program set-aside)*
16. Tribal Transportation Facility Bridges (Bridge Replacement, Rehabilitation, Preservation, Protection and Construction set-aside)*
17. Tribal Transportation Program*

Federal Railroad Administration (FRA)

18. Consolidated Rail Infrastructure and Safety Improvements*
19. Federal-State Partnership for Intercity Passenger Rail*
20. Railroad Crossing Elimination Program*

Federal Transportation Administration (FTA)

21. All Station Accessibility Program (ASAP)*
22. Buses and Bus Facilities Competitive Program*
23. Buses and Bus Facilities Program Formula*
24. Electric or Low-Emitting Ferry Program*
25. Fixed Guideway Capital Investment Grants (CIG)*
26. Low or No Emission Vehicle Program*
27. Passenger Ferry Grant Program*
28. Innovative Coordinated Access and Mobility Pilot Program*
29. Rural Transit Funding Programs (Public Transportation on Indian Reservations Competitive)*
30. Transit-Oriented Development (TOD) Planning Program*

Maritime Administration (MARAD)

31. America's Marine Highway Program*
32. Port Infrastructure Development Program*

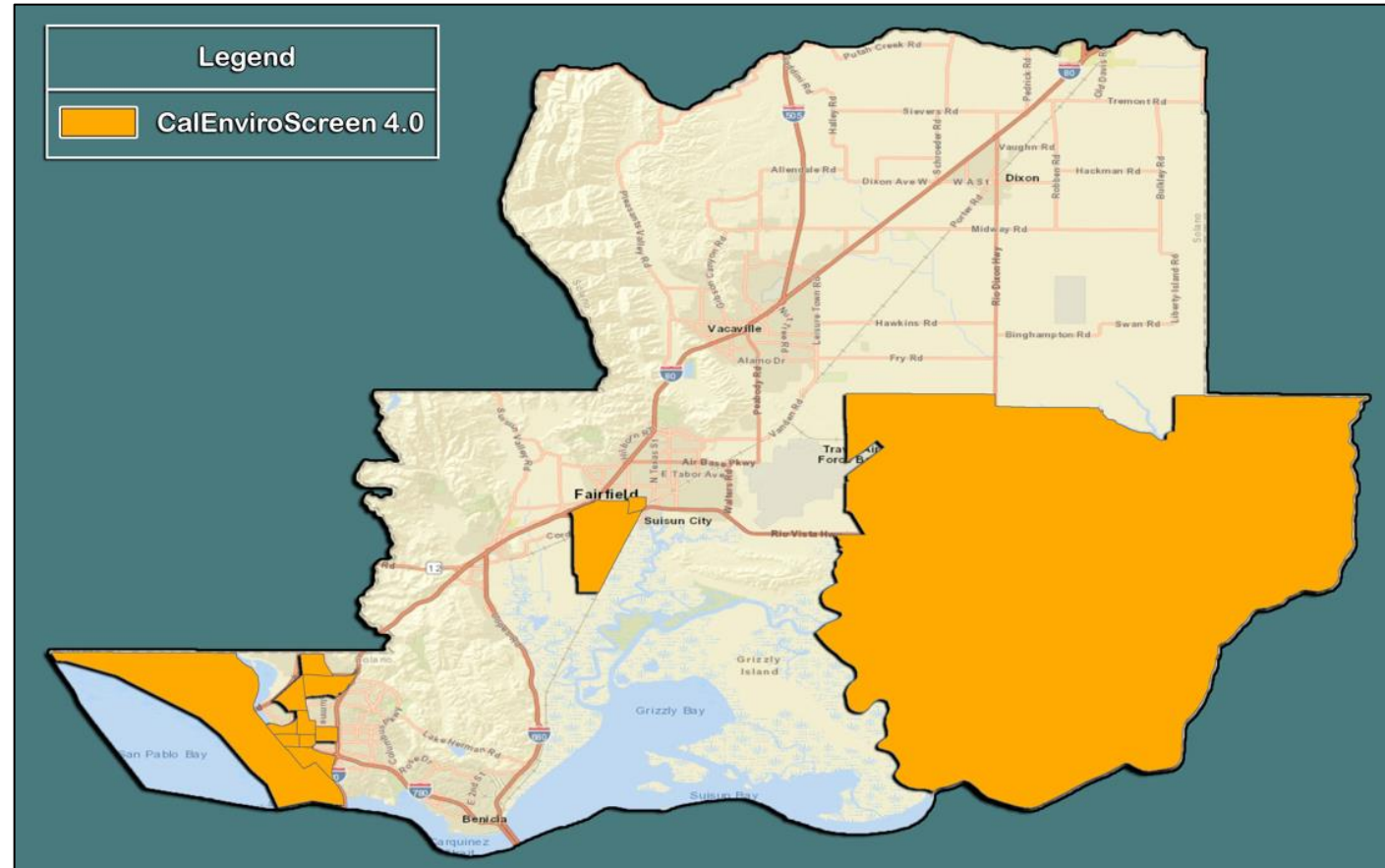
Office of the Secretary of Transportation (OST)

33. National Infrastructure Project Assistance (MEGA)*
34. Nationally Significant Multimodal Freight and Highway Projects (INFRA)*
35. Rebuilding America's Infrastructure with Sustainability and Equity (RAISE)*
36. Reconnecting Communities Grant Program*
37. Safe Streets & Roads for All*
38. SMART (Strengthening Mobility and Revolutionizing Transportation)*
39. Thriving Communities Program

Equity Designations – State Level

CalEnviroScreen 4.0: Disadvantaged Communities

The disadvantaged communities represent the **25% highest scoring census tracts** in CalEnviroScreen 4.0, along with other areas with high amounts of pollution and low-income populations.

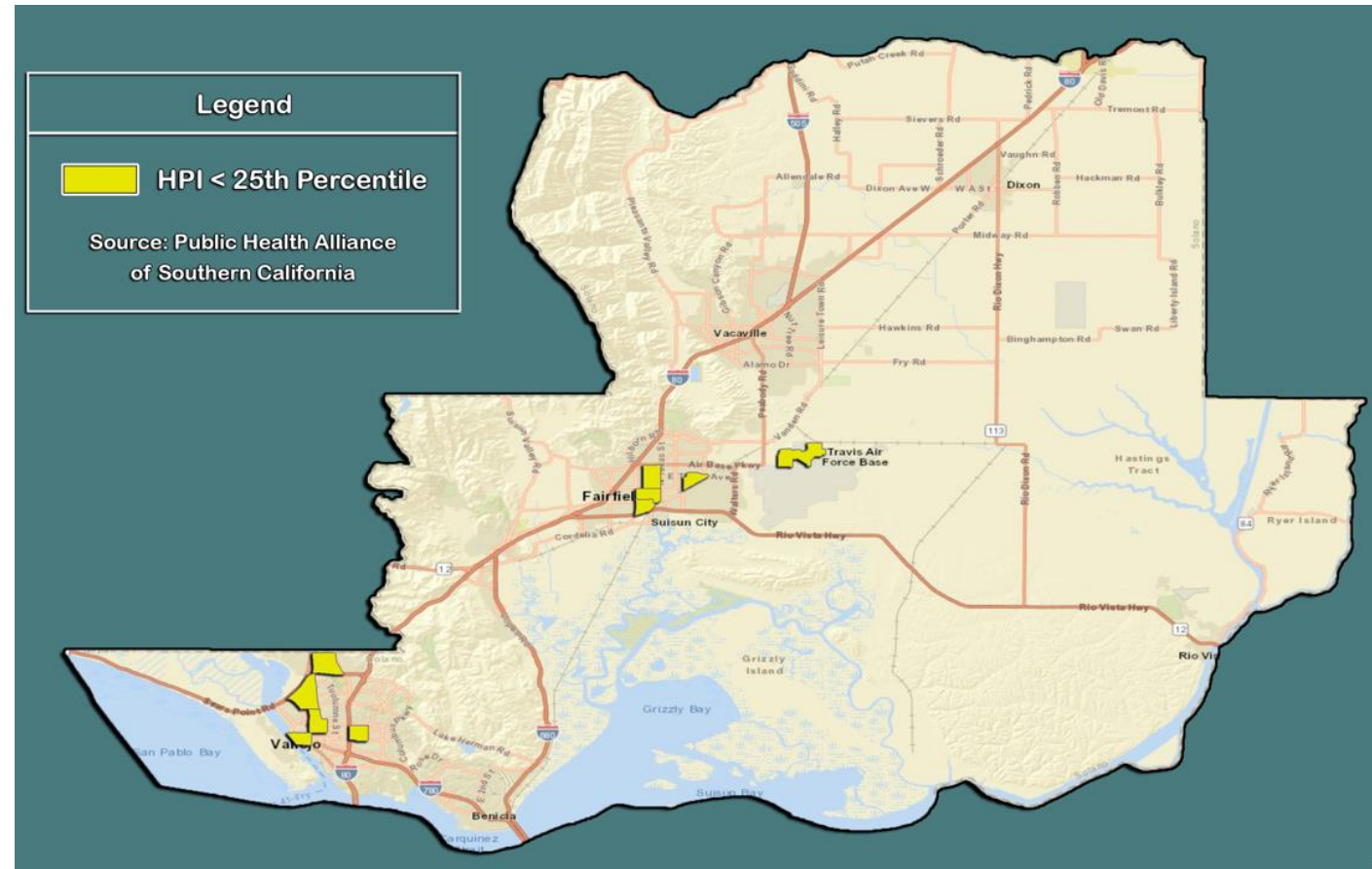


Number of identified census tracts:
• Vallejo: 9
• Fairfield: 2
• Rio Vista: 1

Equity Designations – State Level

Healthy Places Index

- Tool developed by the Public Health Alliance of Southern California
- Combines 25 community characteristics into a single indexed HPI Score and compares community conditions across the state.
- HPI indicators are factors that predict life expectancy.



Number of identified census tracts:

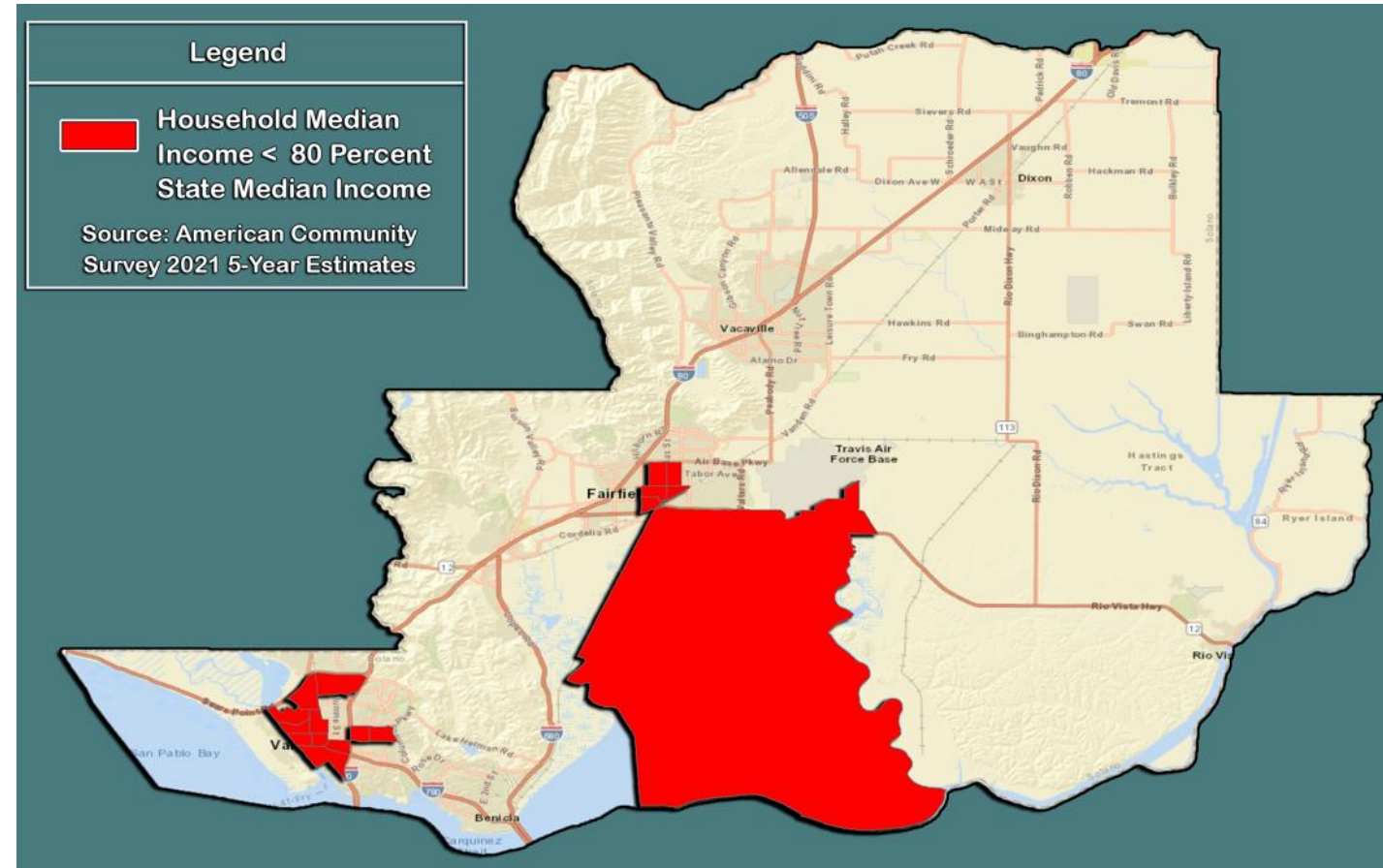
- Vallejo: 5
- Fairfield: 5

Equity Designations – State Level

≤ 80% State Area Median Income

Less than 80% of the statewide median income from the 2021 ACS 5-Year data is < \$67,278

This is the definition of “Low-Income Communities” per AB 1550, commonly used at the state-level



Number of identified census tracts:

- Vallejo: 10
- Fairfield: 5
- Rio Vista: 1

Equity Designations – State Level

List of Funding Programs

1. CalEnviroScreen 4.0
2. Healthy Places Index
3. $\leq 80\%$ State Area Median Income

Caltrans

- Sustainable Transportation Planning Grants (\$25M/yr)
- Clean California Local Grant Program

California Strategic Growth Council

- Transformative Climate Communities (\$25M in 2018)


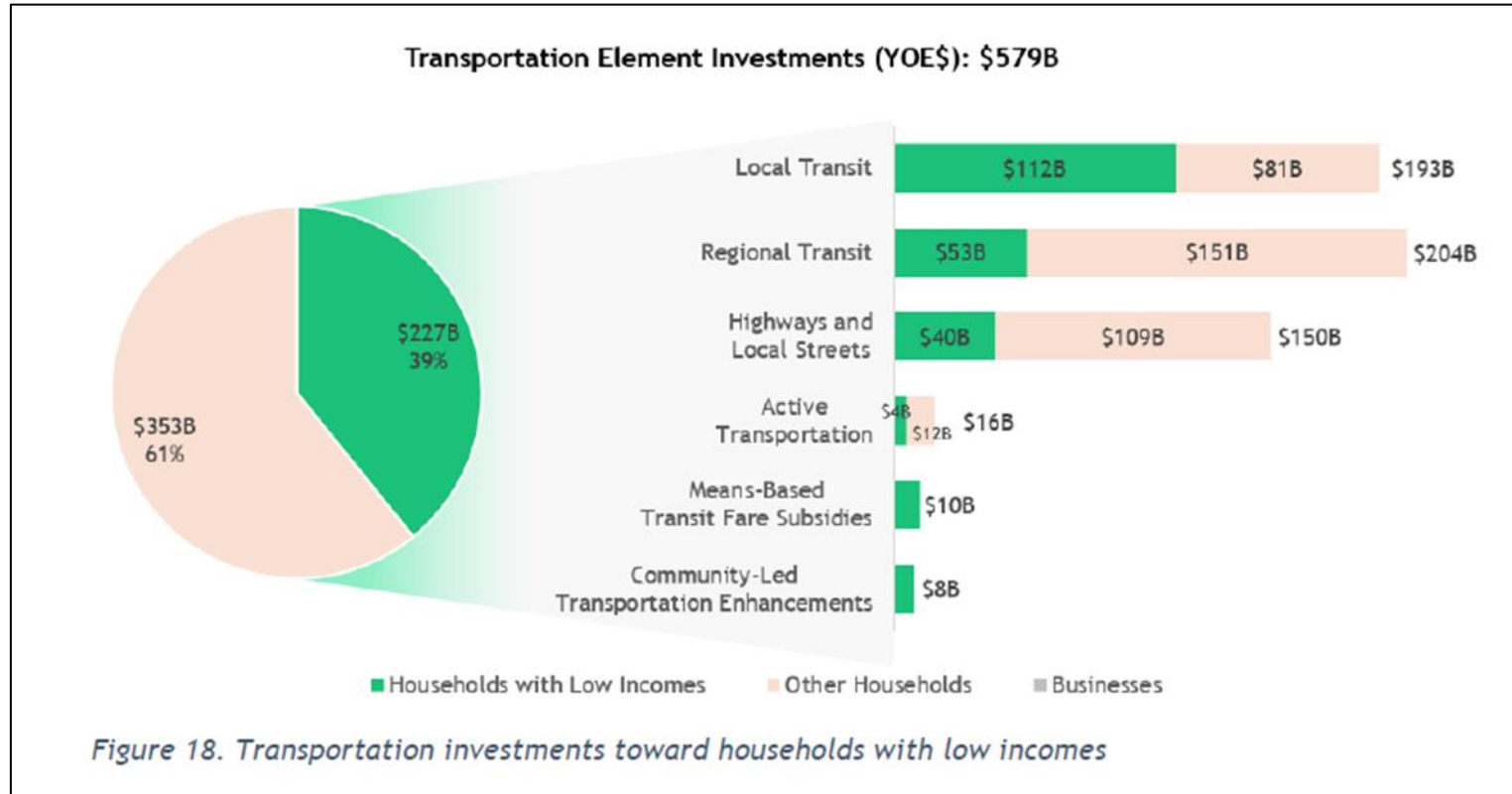
California Transportation Commission

- Active Transportation Program

California Air Resources Board

- Community Air Protection Program (\$5M/yr)

Regional Context: Metropolitan Transportation Commission (MTC) Plan Bay Area 2050



Based on the PBA 2050 analysis, 39% of all transportation investments is targeted toward households with low incomes.

Equity Designations – Regional Level

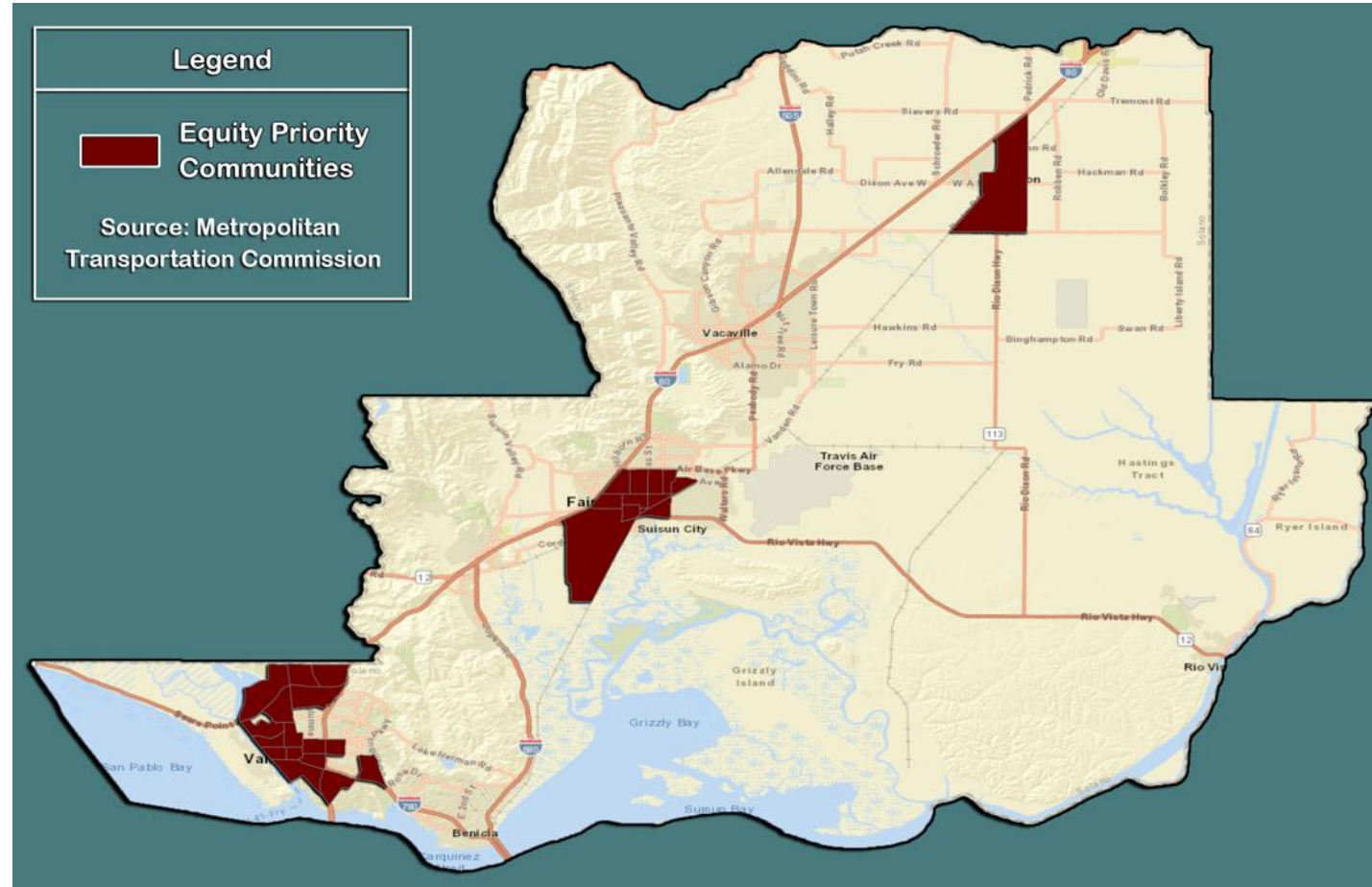
MTC Designated Equity Priority Communities (EPC)

The Equity Priority Communities (tract geography) dataset is based upon eight demographic variables:

1. People of Color (70% threshold)
2. Low-Income (28% threshold)
3. Limited English Proficiency (12% threshold)
4. Seniors 75 Years and Over (8% threshold)
5. Zero-Vehicle Households (15% threshold)
6. Single Parent Families (18% threshold)
7. People with a Disability (12% threshold)
8. Rent-Burdened Households (14% threshold)

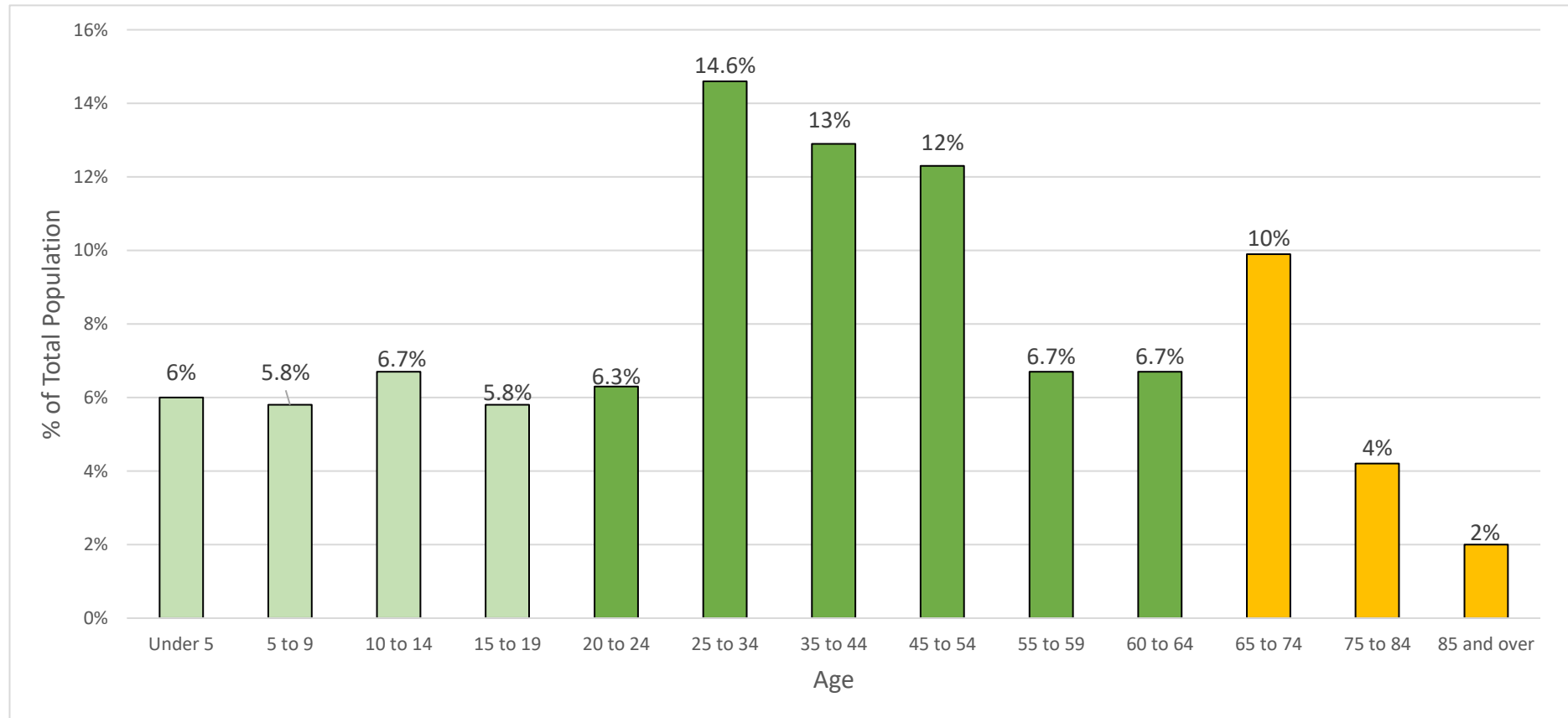
Percentage of City Population that Live in EPCs

- Vallejo: 35%
- Dixon: 31%
- Fairfield: 25%
- Suisun: 23%



Solano County Context Population & Demographics

Population Distribution by Age



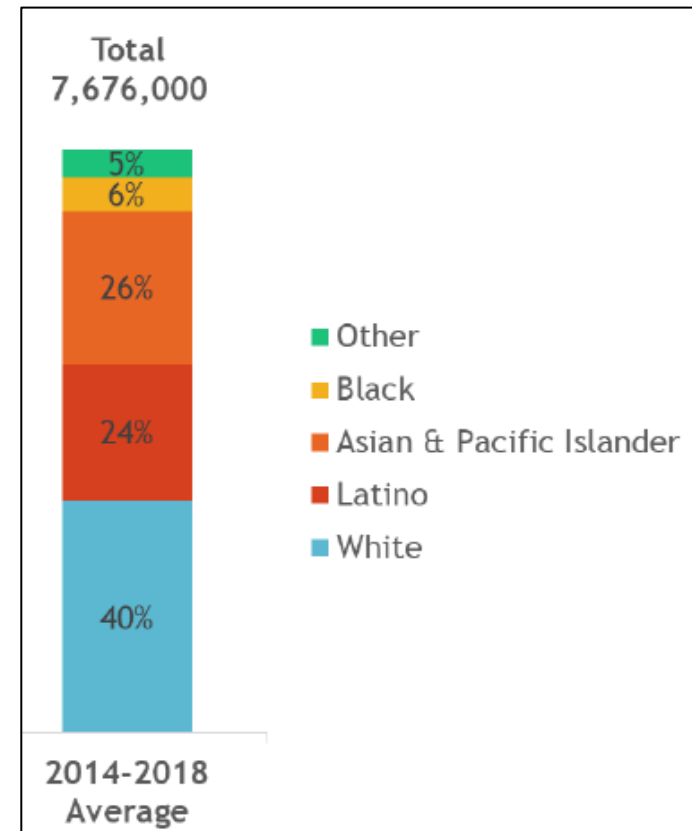
Source: 2021 ACS 1-Year Estimates

Compared to the Bay Area Region, Solano County has a similar ratio of children and a higher ratio of older adults.

Racial Composition

Figure 5. Share of Bay Area population by race, 2018

Race/Ethnicity in Solano County	
Race/Ethnicity	Percent of the Total Population
White	58.7%
Black or African American	14.8%
Asian & Pacific Islander	17.8%
Hispanic (any race)	28.6%
American Indian and Alaska Native	1.3%

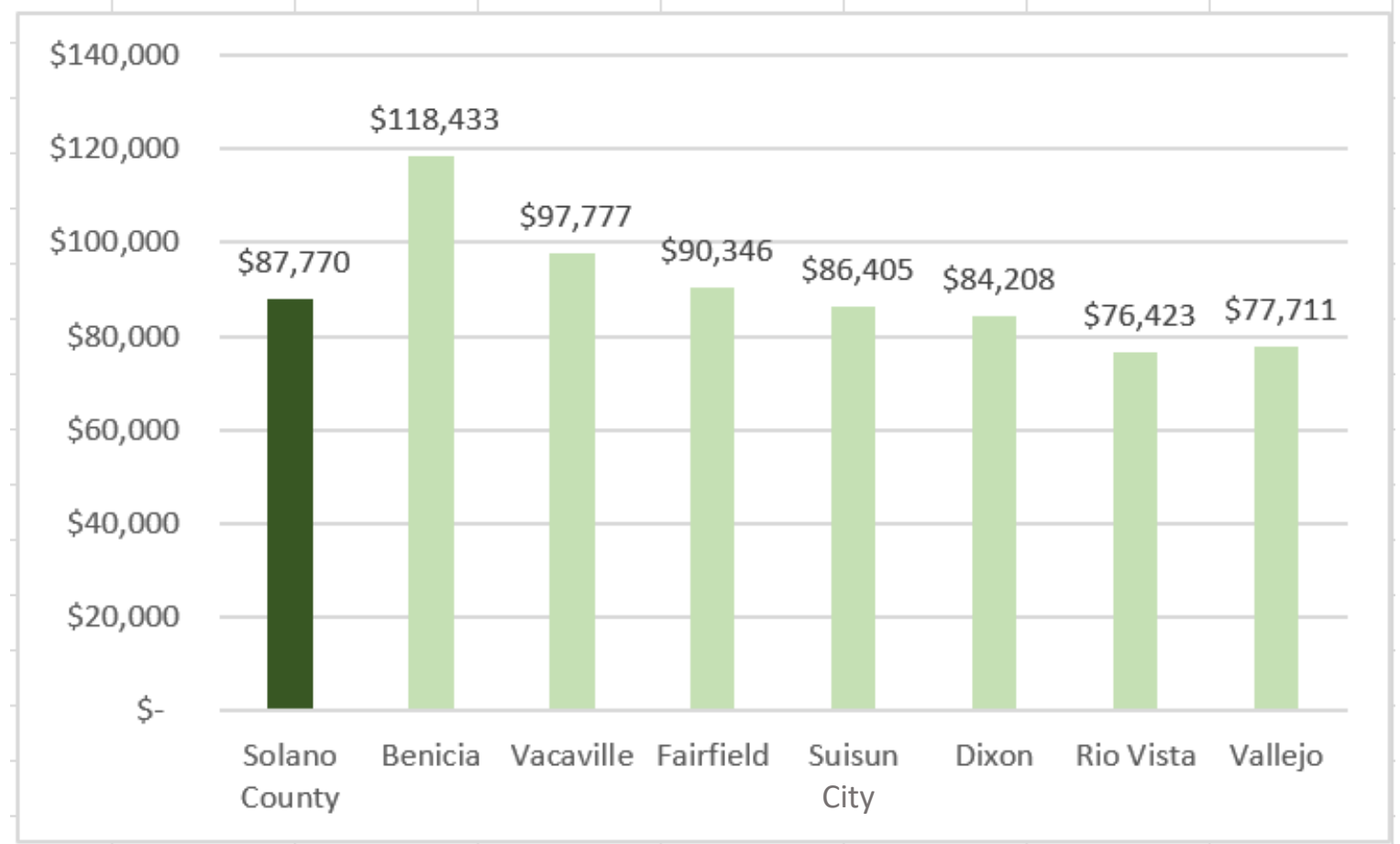


Source: 2021 ACS 1-Year Estimates

Compared to the Bay Area Region, Solano County has more White, Black and Hispanic residents and less Asian residents.

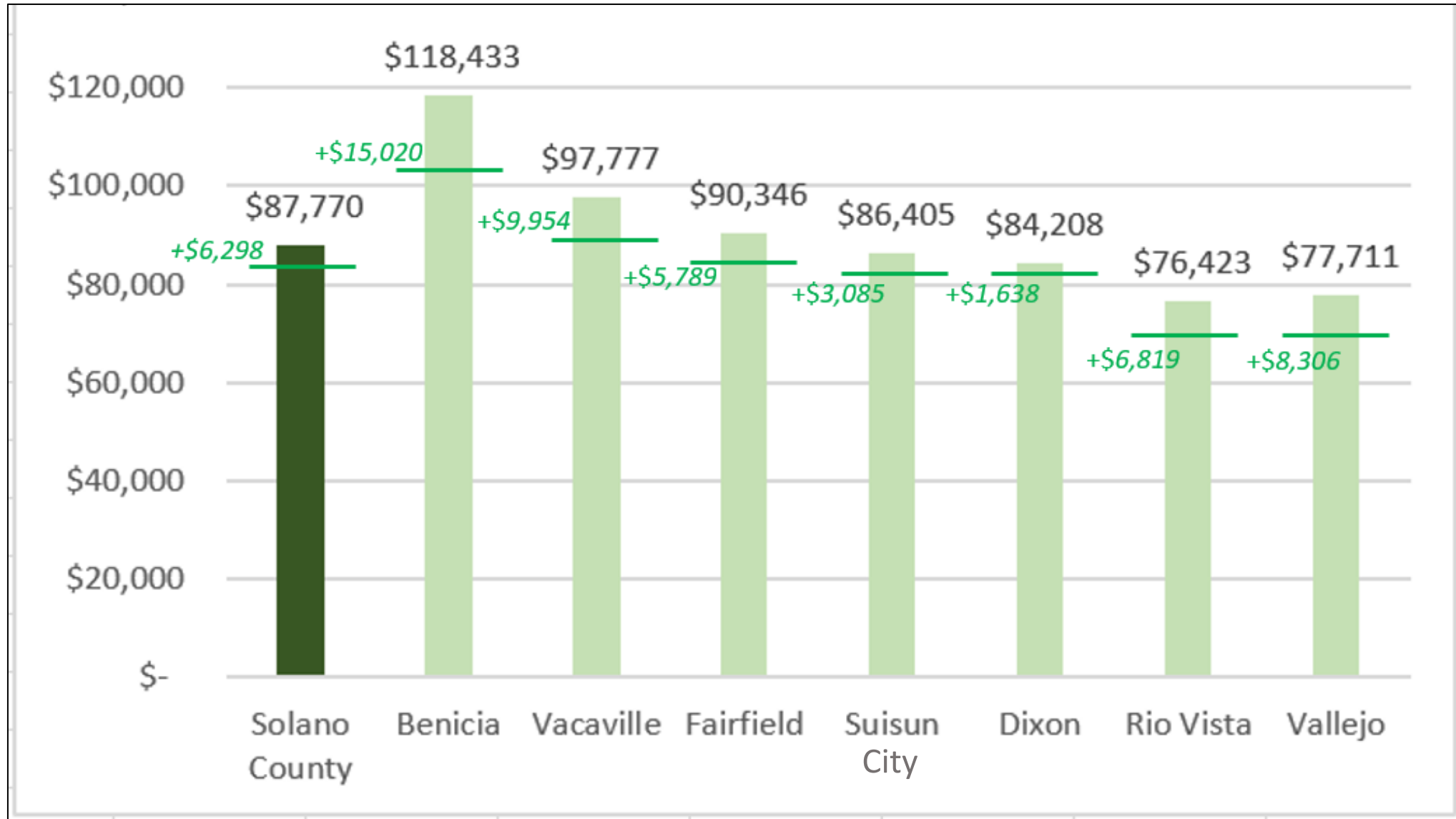
Median Household Income

- Bay Area Median: \$112,609
- The median household income for other Bay Area counties are:
 - Alameda (\$99,406);
 - San Francisco (\$112,449);
 - Marin (\$115,246);
 - Napa (\$97,213)
- The CA median income is \$84,907 and the US median income is \$69,717.



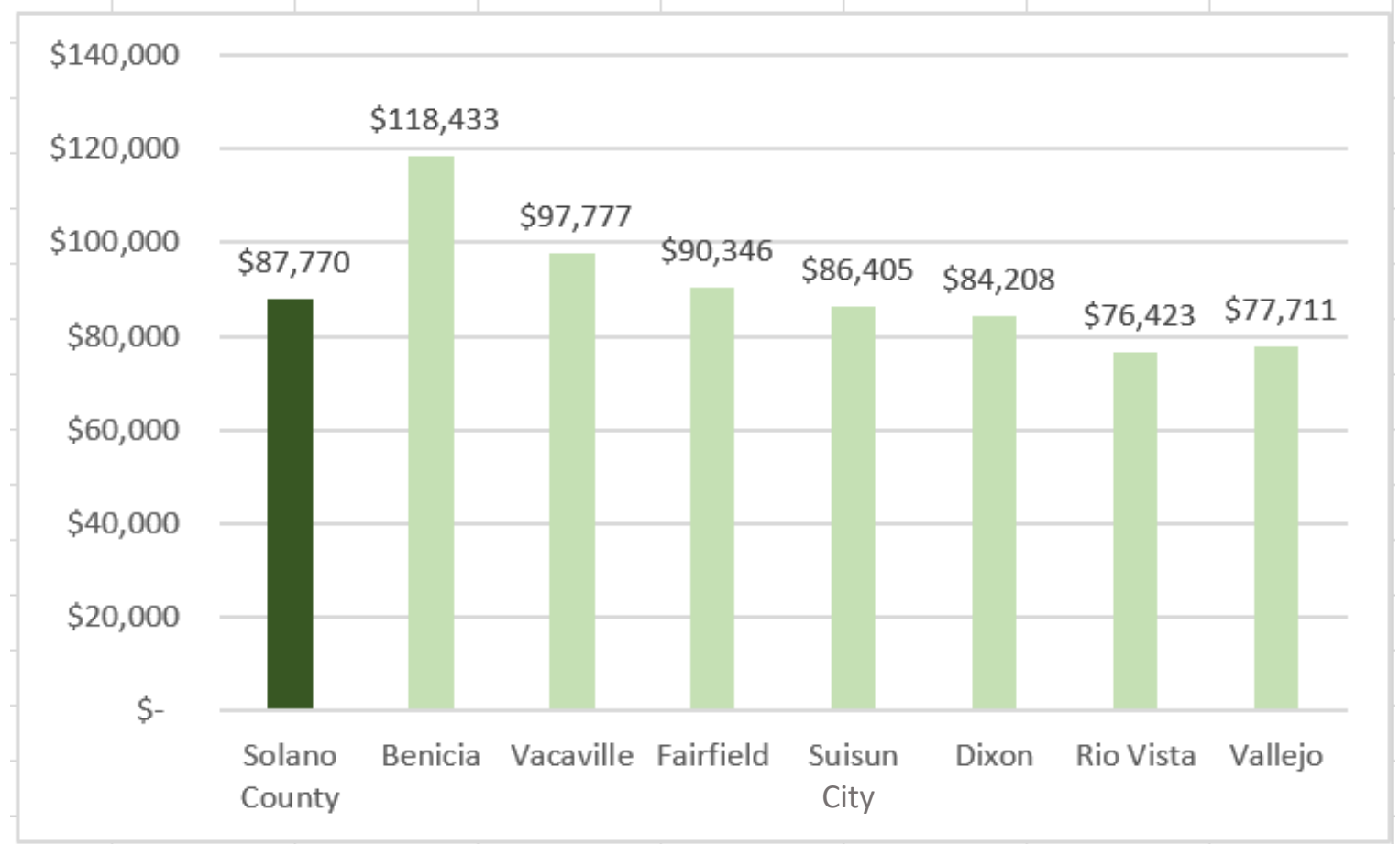
Source: 2021 ACS 1-Year Estimates

Green Text:
Increase from
2019 to 2021



Median Household Income

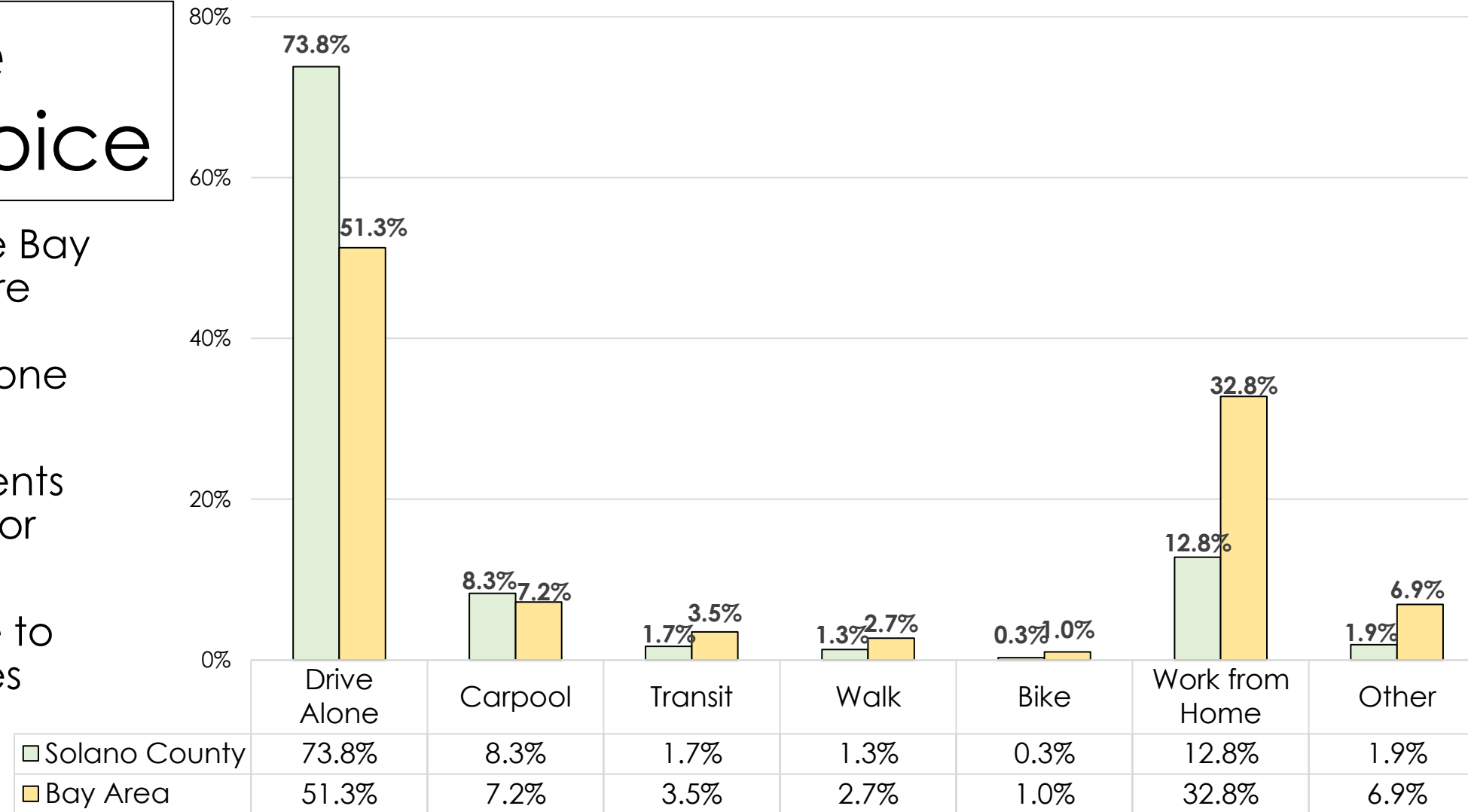
- Bay Area Median: \$112,609
- The median household income for other Bay Area counties are:
 - Alameda (\$99,406);
 - San Francisco (\$112,449);
 - Marin (\$115,246);
 - Napa (\$97,213)
- The CA median income is \$84,907 and the US median income is \$69,717.



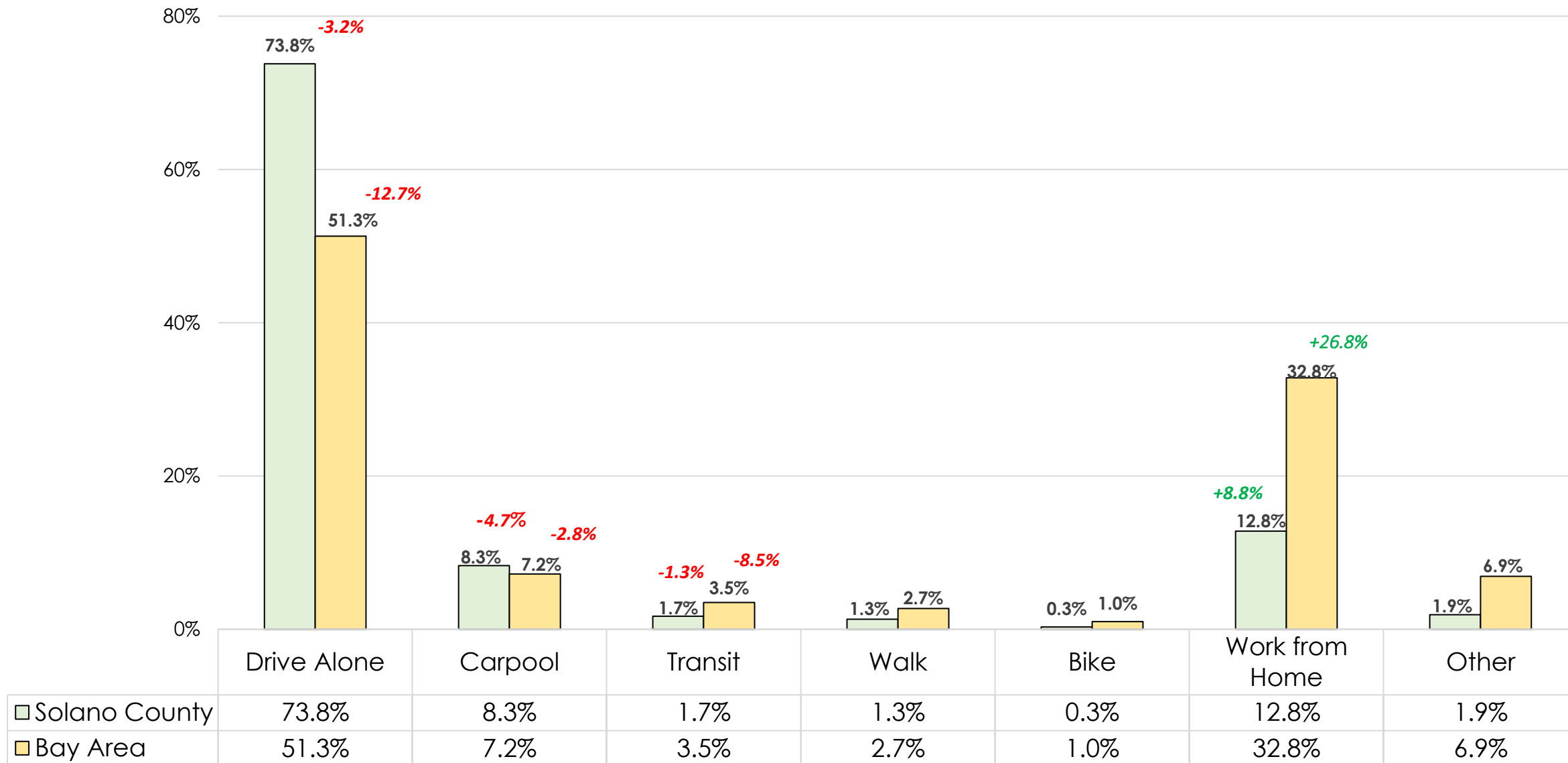
Source: 2021 ACS 1-Year Estimates

Commuter Mode Choice

- Compared to the Bay Area Region, more Solano County residents Drive Alone and Carpool
- Less Solano residents use Transit, Walk, or Work from Home
- Mean Travel Time to Work: 31.4 Minutes



Source: 2021 ACS 1-Year Estimates



Source: 2021 ACS 1-Year Estimates

Other Characteristics

Category	Solano County	Bay Area Region
Older Adults - Ages 65 Years and Over	16.9%	7%
People with Disabilities	13.1%	10%
Severely Rent Burdened Households Among Renters	32.2%	44%
Limited English Proficiency	12.2%	8%

Source: 2021 ACS 1-Year Estimates

Compared to the Bay Area Region, Solano County has a higher population of People with Disabilities, Older Adults, and Individuals with Limited English Proficiency.

Solano has less Severely Rent Burdened Households Among Renters.

STA Transportation Investments Analysis

- STA Discretionary Funding Sources:



- Transportation Development Act (TDA) Article 3 – **\$400K-\$450K**



- Transportation Fund for Clean Air (TFCA) - **~\$400K**

- STA Safe Routes to School (SR2S) Microgrant Program – Cycle 1 & 2 - **\$78K-\$130K**

- State Transportation Improvement Program (STIP) - **2018: \$9M; 2020: \$39M**

- One Bay Area Grant (OBAG)

- Cycle 2 – Congestion Management Air Quality (CMAQ) funds only - **\$4.7M**



- Cycle 3 - **\$11.911M**

- Analysis spanned from FY 2017-18 to FY 2022-2023. Except for:

- SR2S Microgrant Program – FY 2020-21 to FY 2021-22

- Based on Equity Priority Communities (EPCs), except for OBAG 3 which also used CalEnviroScreen 4.0 and 80% State AMI

- Only considered projects that benefitted a particular area. Countywide projects or programs were excluded.

One Bay Area Grant (OBAG) Cycle 3

Equity Criteria:

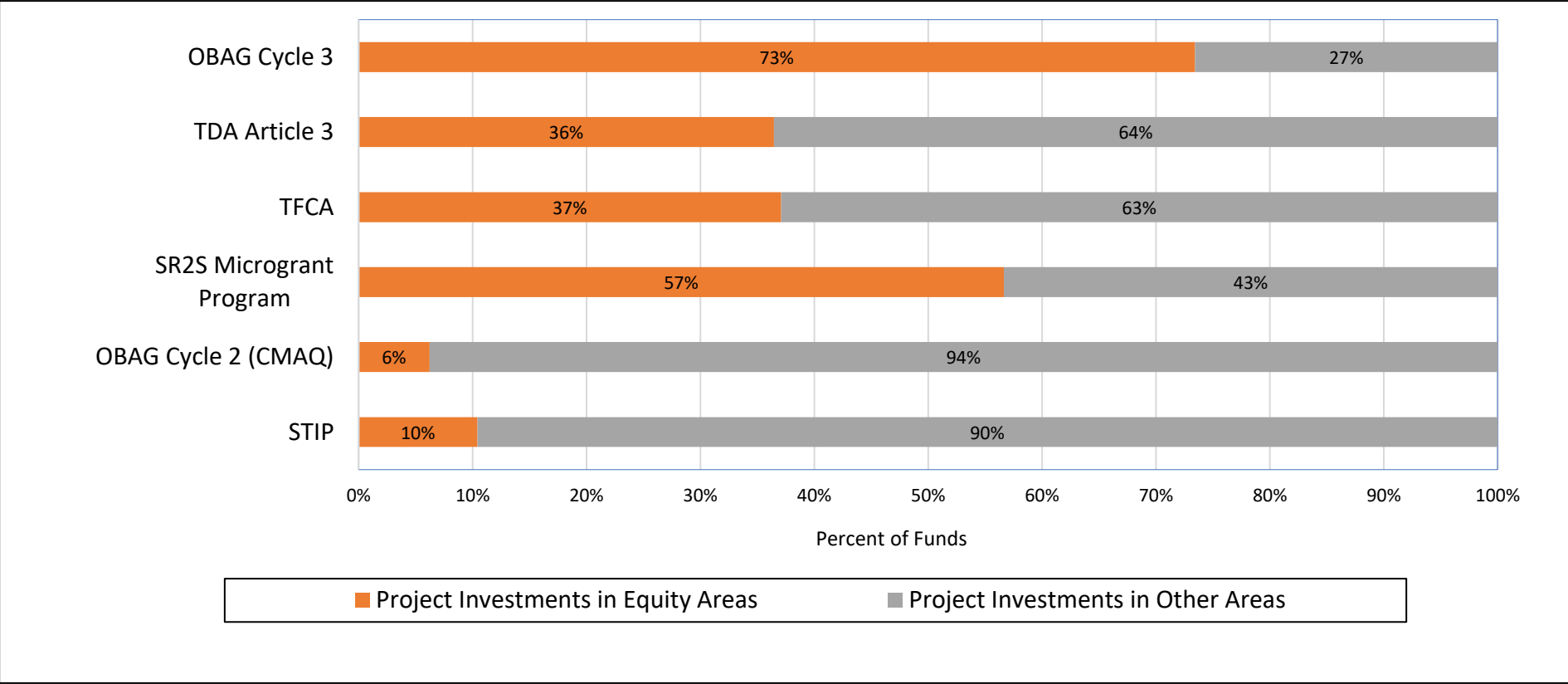
- Equity Priority Communities
- ≤ 80% State AMI
- CalEnviroScreen 4.0

Analysis Did Not Include:

- STA Solano Mobility Program - **\$1.5M**
- STA Safe Routes to School Program - **\$1M**

Project Name	Funding Awarded	Equity Area?
SubHIP		
City of Fairfield's Linear Park Node 4	\$ 2,239,000	No
City of Benicia's East 5th St Affordable Housing Streetscape Improvements	\$ 261,000	No
Active Transportation		
County of Solano's Solano 360 Transit Center Phase 1	\$ 2,101,000	Yes
City of Vallejo's Sac Street Road Diet Phase II	\$ 850,000	Yes
City of Fairfield's Travis Safe Routes to School and Transit	\$ 3,960,000	Yes
Total Funds Allocated	\$ 9,411,000	
Total Funds to Equity Areas	\$ 6,911,000	
% Funds to Equity Areas	73.44%	

Findings: STA Discretionary Funding Sources



OBAG Cycle 3 has invested the most in underserved areas. Increased investments from OBAG 2 to OBAG 3.

Committee Roundtable

- What does Transportation Equity mean to you?
- What do you hope to accomplish in this committee?


Questions?

Kathrina Gregana

Associate Planner

kgregana@sta.ca.gov





SOL-STEP PROJECT

YOUTH INTERNSHIP PROGRAM

- Provide context for Equity and Transportation, moreover how it connects to local schools and improves transit access.
- Identify a consistent, unified message and vision of youth community perspective on transportation in Vallejo to build local understanding and support
- Create community awareness and engagement regarding STA transportation community projects.
- Internship works on the Vallejo High School Campus
- Youth Designed Marketing Materials used to Promote Youth- Led Community Meetings
- Youth Designed Tabling Advocacy
- Youth Participated in creating Transportation Survey
- Three Community Meetings Led by Youth On Vallejo High School Campus
- Learn and Participate in Community Based Participatory Research



CLUB STRIDERS



TABLING/ADVOCACY



www.clubstride.org
Text: 204-3160 for information
about our internships

Sign up here:



www.clubstride.org
Text: 204-3160 for information
about our internships

Sign up here:



www.clubstride.org
Text: 204-3160 for information
about our internships

Sign up here:



TABLING/ADVOCACY



VALLEJO STRIVERS

is an **organization of youth** who are partnering with Solano Transit Authority to reduce the critical issue of transportation inequity, which is a big factor in how well our school is funded.

We are **connecting** with other like-minded people about this and **sharing resources** and **taking action** to build our community and contribute to the health and wellness of each other.

Our first big meeting date:

- When: February 13, 2023
- Where: Vallejo High School Campus
- Time: 4:00 pm - 5:00 pm.

More details coming soon.



Official Partner of Club Stride Inc



VALLEJO STRIVERS

is an **organization of youth** who are partnering with Solano Transit Authority to reduce the critical issue of transportation inequity, which is a big factor in how well our school is funded.

We are **connecting** with other like-minded people about this and **sharing resources** and **taking action** to build our community and contribute to the health and wellness of each other.

Our first big meeting date:

- When: February 13, 2023
- Where: Vallejo High School Campus
- Time: 4:00 pm - 5:00 pm.

More details coming soon.



Official Partner of Club Stride Inc



VALLEJO STRIVERS

is an **organization of youth** who are partnering with Solano Transit Authority to reduce the critical issue of transportation inequity, which is a big factor in how well our school is funded.

We are **connecting** with other like-minded people about this and **sharing resources** and **taking action** to build our community and contribute to the health and wellness of each other.

Our first big meeting date:

- When: February 13, 2023
- Where: Vallejo High School Campus
- Time: 4:00 pm - 5:00 pm.

More details coming soon.



Official Partner of Club Stride Inc

TABLING/ADVOCACY



VALLEJO STRIVERS is an organization of youth who are building community support, resources for and awareness about issues affecting youth at Vallejo High School and our communities. We are building our community to share education, stories and resources in caring ways, connect with others, and contribute to the health and wellness of each other. Our first big meeting will be held on February 13, 2023 on the Vallejo High School Campus at 4:00 pm - 5:00 pm. More details will follow. Join us as we partner with Club Stride, community leaders, public health organizations, and Solano Transit Authority to reduce transportation inequity, which is a big factor in how well our school is funded.

Official Partner of Club Stride Inc.



TABLING/ADVOCACY



Club Stride STRIVER Advocates

Youth civic action for transportation equity.



[Go to Page STRIVERS Connect for Justice](#)

TABLING/ADVOCACY



STRIVERS Campaign A Success

Just a week away from the big community meeting and the STRIVERS have enrolled 38 participants.

YOUTH COMMUNITY TRANSPORTATION PLAN

- Goals:
 - To develop a youth-centered and youth-informed research tool and approach to assessing and integrating the specific transportation needs and considerations of young adults into the Solano Sustainable Transportation Equity Project (Sol STEP).
 - To develop a comprehensive plan that expands transportation access and equity for youth in Solano County.



PHASE 1- RESEARCH DESIGN/INSTRUMENT DEVELOPMENT

- Focus Group Protocol
- Interview Protocol
- Identify Research Instrument System
- Research Instrument
- Involve youth in the overarching project goals



PHASE 2- TOOL ADMIN/DATA COLLECTION

- Research Instrument Training
- Research Agenda
- Instrument Administration
- Outreach Work
- Introduce the Transportation Equity Project to school-based stakeholders



PHASE 3- DATA ANALYSIS/EVALUATION

- Findings Analysis
- Findings Feedback
- Youth Community Based Transportation Plan
- Consists of analyzing and making sense of collected data
 - identifying emerging and persistent themes
 - generating takeaways
 - insights by a variety of indicators



Solano Mobility Programs

Equity Working Group 5/24/2023

Debbie McQuilkin, STA
Senior Mobility Program Coordinator
Older Adults & People with Disabilities

Lorene Garrett, STA
Program Coordinator II
Employer Commuter Program



Solano Mobility and Commuter Programs

- **Mobility Programs and Services for all Solano County Older Adults, People with Disabilities, Low-Income residents, Transit-Dependent Individuals, and Commuters.**
- **Employer Commuter Program encourages residents and employees in Solano County to use alternative modes of transportation to support affordability and reduce greenhouse gas emissions.**

Designated as a Consolidated Transportation Services Agency since 2013



Solano Mobility Call Center (800) 535-6883

Solano Mobility Commuter Incentive Programs

For all commuters who are Solano County residents/employees

- ▶ 2-for-1 Solano Express Incentive
- ▶ Amtrak + Lyft Program (Fairfield, Suisun City & Vacaville Employees/Residents)
- ▶ Bucks for Bikes Incentive (18+, can commute to college)
- ▶ Commute Challenge
- ▶ First/Last Mile Program
- ▶ Guarantee Ride Home Program
- ▶ Guaranteed Ride Program for Solano Express Riders
- ▶ Vanpool Program

www.solanomobility.org/commuter-programs

Welcome to the Commute Challenge

Join for Free | Track Your Trip or Commute | Track Your Trips | Enjoy Great Incentives

First/Last Mile Commuter Program Solano Mobility + Lyft

LOCATIONS

- Rossie**
Military @ First/Last Mile
Service Bus Hub
- Bliss**
Dean Park and Ride
- Fairfield**
Fairfield-Vacaville train station
Solano Valley (Solano community college)
Fairfield Transportation Center
Transit Hub
- Suisun City**
Suisun City train station
- Vacaville**
Vacaville Parkway
Vacaville Transportation Center
- Yuba**
Perry Terminal
Curtis Park & Ride Hub

Legend

- Freeway
- Capitol Corridor
- SF Ferry
- Blue Line
- Green Line
- Red Line
- Yellow Line

= 12 Transit Hubs/Locations for

AVOID TRAFFIC STRAIN

TAKE THE TRAIN

Bucks For Bikes:
Solano Mobility offers up to \$300 towards the purchase of a new bike!
Call for more details.

Solano Mobility Equitable Access to Justice Program

- ▶ Partnership with Solano County Superior Courts
 - ▶ 1-year pilot starts June 30, 2023
 - ▶ Prospective Jurors
 - ▶ Solano County Superior Court in Fairfield
 - ▶ Solano County Superior Court in Vallejo
 - ▶ Collaborative Court Participants
 - ▶ 11 Solano County Locations



Goal: Eliminate affordability/availability barrier to Solano County Superior Court participation by providing 100% subsidized rides.

www.solanomobility.org/courts



STra
Solano Transportation Authority
... working for you!

Solano Mobility Programs for Older Adults, People w/ Disabilities, Low-Income and Veterans

- *Programs and Services shaped by feedback from the Community via Mobility Studies, Plans and Outreach*
- *All programs are either low (subsidized) or no cost*

- ▶ **One Stop Call Center**
- ▶ **Medical Trip Concierge Program w/GoGo Grandparents**
- ▶ **ADA Eligibility Program**
- ▶ **Travel Training Programs**
- ▶ **Taxi Card Program (PEX)**
- ▶ **Veterans Mobility Program**

- ▶ **ADA Private Transportation**
- ▶ **Clipper Card Sales – Adult & Senior**
- ▶ **Senior Safe Driving Info**




Community Based Transportation Plans CBTPs

- Plans to study and identify transportation gaps and needs in economically disadvantaged communities
- STA previously completed CBTPs in the City of Dixon in 2004, Cordelia, Fairfield, and Suisun Cities in 2008, and East Fairfield, Vacaville in 2012, and in September 2020, the STA and the City of Vallejo completed the updated phase of its CBTP. The second phase of the City of Vallejo CBTP is currently underway with support from a California Air Resource Board (CARB) Grant.
- Additionally, the updated City of Suisun City CBTP was completed in August 2022.

- Rio Vista CBTP to be completed in early FY23/24
- City of Dixon CBTP to be completed in Spring FY23/24

RIO VISTA
DELTA
BREEZE



Outreach and Community Support

These Programs have been identified as priorities by these STA Advisory Committees and Community Based organizations to ensure information is made available to those in need.

- **The Solano Equity Working Group**
- **Solano Workforce Development**
- **Veterans Organizations**
- **Older Adult Living Facilities**
- **Religious Organizations**
- **Community Based Organizations**
- **Solano Intercity Transit Consortium**
- **STA Technical Advisory Committee (TAC)**
- **Solano County Paratransit Coordinating Council (PCC)**
- **Consolidated Transportation Services Agency Advisory Committee (CTSA-AC)**
- **Solano County Older and Disabled Adult Services (ODAS)**
- **Meals on Wheels**
- **Solano Senior Coalition**



Questions

Debbie McQuilkin

Senior Mobility Program Coordinator

dmcquilkin@sta.ca.gov

707-399-3231

Lorene Garrett

Program Coordinator II/Employer Commuter

lgarrett@sta.ca.gov

707-399-3218

